

## DATASHEET

PART NUMBER

### WES396-6-WVS-QC

**Wescon 396 Microstop - M6x1 - 12.7 mm Cutter  
Capacity - Vacuum Straight Skirt**

SMALL CAPACITY / TIGHT SPACE APPLICATIONS

WEBSITE

<https://www.wesconusa.com/products/WES396-6-WVS-QC>



\* The image represents the general look of the series. Actual product may vary based on options selected.

## SPECIFICATIONS

Measurement Type	Metric
Bearing Rating	10,000 rpm
Bearing Type	Dual Ball Bearings
Heavy Duty Thrust Bearing	No
Incremental Adjustment	0.0005 in
Shaft Travel	4 mm
Cutter Thread	M6x1
Shaft	Quick Change
Shaft Diameter	1/4 in
Cutter Capacity	12.7 mm
Skirt	Vacuum Straight
Skirt Description	17.48 mm OD 13.46 mm ID 12.7 mm Cutter Capacity
Solid Stop	Yes
Material	Steel
Stroke Length	0.157 in (4mm) Shaft Travel
Country of Origin	USA

**ADDITIONAL IMAGES AND DRAWINGS**

**WES396 Series Microstop**



**Part Number**  
WES396-X-XX-XX-XX

- Shaft Option
- Foot Style
- Skirt Option\*
- Cutter Thread
- Shaft Travel

Code	Shaft Travel
(Blank)	0.157in
ES	0.246in

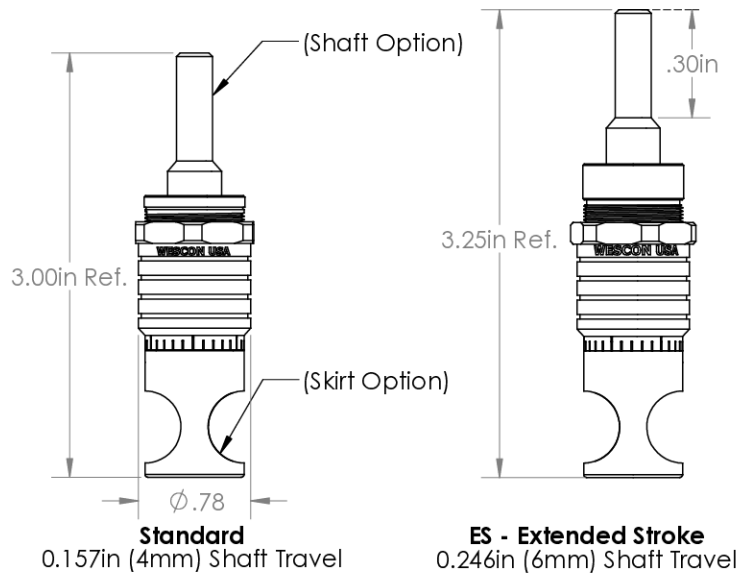
Code	Cutter Thread
(Blank)	1/4-28
6	M6x1

Code	Foot Style
N	Nylon

Code	Shaft Option
(Blank)	1/4in Standard Round
TF	Tri Flat
QC	Quick Change
TS	1/4-28in Threaded Shank

Incremental Adjustment: 0.0005 in  
Material: Stainless Steel

Bearing Rating: 10,000 rpm  
Bearing Type: Dual Ball-Bearings  
Dust Seal: Integrated Dust Seal  
Heavy Duty Thrust Bearing: No  
Solid Stop: Yes



\*For Skirt options see next page and website.



Part Number **WES396**

Do not modify, copy, distribute, or reproduce this drawing without prior written authorization.

© 2025 Wescon Industries Inc.  
601 Century Plaza Dr. Houston, TX 77073, US  
www.wesconusa.com

Wescon 396 Microstop

Revision 05 All dimensions are in inches Information in this drawing is provided for reference only

Image 1

**Foot Style  
For External Thread**



Part Number	Material
39631-N	Nylon
39631-S	Steel
39631-P	Phenolic

**Foot Style  
For Internal Thread**



Part Number	Material
39620-N	Nylon
39620-S	Steel
39620-P	Phenolic



Part Number	<b>WES396</b>
-------------	---------------

Do not modify, copy, distribute, or reproduce this drawing without prior written authorization.

© 2025 Wescon Industries Inc.  
601 Century Plaza Dr. Houston, TX 77073, US  
www.wesconusa.com

Wescon 396 Microstop

Revision 05	All dimensions are in inches	Information in this drawing is provided for reference only
-------------	------------------------------	--

Image 2

**Skirt Option**



**S**  
Straight  
Cutter  $\phi 1/2''$  ( $\phi 12\text{mm}$ )



**I**  
Internal Thread  
Cutter  $\phi 7/16''$  ( $\phi 11\text{mm}$ )  
Choose Foot Style From Table



**E**  
External Thread  
Cutter  $\phi 1/2''$  ( $\phi 12\text{mm}$ )  
Choose Foot Style From Table



**SL**  
Slotted  
Cutter  $\phi 1/2''$  ( $\phi 12\text{mm}$ )



**SI**  
Slotted Internal Thread  
Cutter  $\phi 7/16''$  ( $\phi 11\text{mm}$ )  
Choose Foot Style From Table



**SE**  
Slotted External Thread  
Cutter  $\phi 1/2''$  ( $\phi 12\text{mm}$ )  
Choose Foot Style From Table



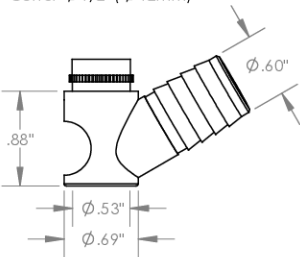
**SCA**  
Straight Cutaway  
Cutter  $\phi 1/2''$  ( $\phi 12\text{mm}$ )



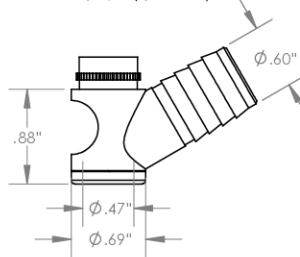
**S2L**  
2-Leg  
Cutter  $\phi 1/2''$  ( $\phi 12\text{mm}$ )



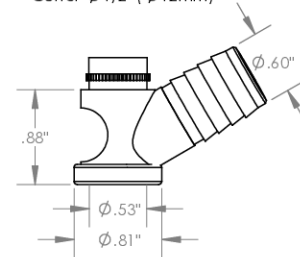
**S3L**  
3-Leg  
Cutter  $\phi 1/2''$  ( $\phi 12\text{mm}$ )



**VS**  
Vacuum Straight  
Cutter  $\phi 1/2''$  ( $\phi 12\text{mm}$ )



**VI**  
Vacuum Internal Thread  
Cutter  $\phi 7/16''$  ( $\phi 11\text{mm}$ )  
Choose Foot Style From Table



**VE**  
Vacuum External Thread  
Cutter  $\phi 1/2''$  ( $\phi 12\text{mm}$ )  
Choose Foot Style From Table



Part Number

**WES396**

Do not modify, copy, distribute, or reproduce this drawing without prior written authorization.

© 2025 Wescon Industries Inc.  
601 Century Plaza Dr. Houston, TX 77073, US  
www.wesconusa.com

Wescon 396 Microstop

Revision 05

All dimensions are in inches

Information in this drawing is provided for reference only

Image 3