Wescon Industries Inc.
601 Century Plaza Dr, Houston, TX 77073
www.wesconusa.com

DATASHEET

PART NUMBER

WES396-IP-TS

Wescon 396 Microstop - 1/4-28 - 7/16" Cutter Capacity - Internal Phenolic Foot

SMALL CAPACITY / TIGHT SPACE APPLICATIONS

WEBSITE

https://www.wesconusa.com/products/WES396-IP-TS



The Wescon 396 Series Microstop is built for tight spaces, with a smaller footprint and smaller cutters than the standard 596. With a 0.688 in (17.48 mm) skirt diameter it reaches into confined areas while keeping the dual ball bearing spindle rated to 10,000 rpm and a solid stop for repeatable depth. It takes cutters up to 1/2 in (12 mm) on a 1/4 in shaft with 0.0005 in incremental adjustment, and is offered with 0.157 in (4 mm) or 0.236 in (6 mm) shaft travel. Twelve skirt styles include straight, slotted, cutaway, 2-leg, 3-leg, internal and external thread and vacuum versions, with a nylon foot and round, threaded shank, tri-flat or quick change shafts in 1/4-28 or M6x1.

SPECIFICATIONS

Measurement Type	Imperial
Bearing Rating	10,000 rpm
Bearing Type	Dual Ball Bearings
Heavy Duty Thrust Bearing	No
Incremental Adjustment	0.0005 in
Shaft Travel	0.15 in
Cutter Thread	1/4-28
Shaft	Threaded Shank (1/4-28)
Shaft Diameter	1/4 in
Cutter Capacity	7/16 in
Skirt	Internal Thread
Skirt Description	7/16 in Cutter Capacity
Foot	Phenolic

Subject to change without notice
© Copyright Wescon Industries Inc

Solid Stop	Yes
Material	Steel
Stroke Length	0.157 in (4mm) Shaft Travel
Country of Origin	USA

ADDITIONAL IMAGES AND DRAWINGS



Image 1

Subject to change without notice
© Copyright Wescon Industries Inc



Image 2

Subject to change without notice
© Copyright Wescon Industries Inc

WES396 Series Microstop



Part Number
WES396-X-XX-XX-XX

- Shaft Option
- Foot Style
- Skirt Option*
- Cutter Thread
- Shaft Travel

Incremental Adjustment: 0.0005 in
Material: Carbon Steel Body With Hardened Tool Steel Shaft

Bearing Rating: 10,000 rpm
Bearing Type: Dual Ball-Bearings
Dust Seal: Integrated Dust Seal
Heavy Duty Thrust Bearing: No
Solid Stop: Yes

Code	Shaft Travel
(Blank)	0.157"
ES	0.246"

Code	Cutter Thread
(Blank)	1/4-28
6	M6x1

Code	Foot Style
N	Nylon

Code	Shaft Option
(Blank)	1/4" Standard Round
TF	Tri Flat
QC	Quick Change
TS	1/4-28 Threaded Shank

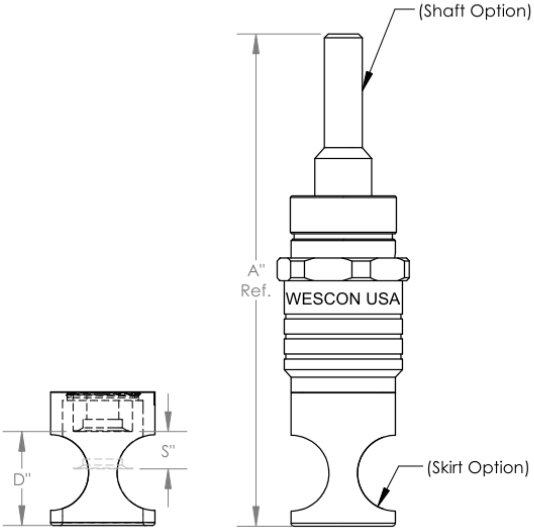

Skirt Inner Dimensions for all skirt styles

Series	Distance From Shaft Face to Skirt Face		Shaft Travel (S)	OAL (A)
	D (Minimum)	D(Maximum)		
Standard Stroke	0.790 (20.06mm)	1.020 (25.90mm)	0.157 (4mm)	3.000 (76.2mm)
Extended Stroke (-ES)			0.246 (6mm)	3.250 (82.5mm)

*For Skirt options see next page and website.

WESCON

Part Number **WES396**

Do not modify, copy, distribute, or reproduce this drawing without prior written authorization.

© 2025 Wescon Industries Inc.
601 Century Plaza Dr. Houston, TX 77073, US
www.wesconusa.com

Wescon 396 Microstop

Revision 12 | All dimensions are in Inches | Information in this drawing is provided for reference only

Image 3

Subject to change without notice
© Copyright Wescon Industries Inc

Skirt Option

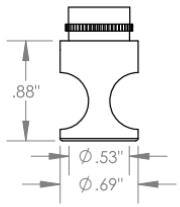

S
Straight
Cutter Ø1/2"(Ø12.7 mm)

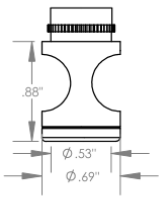

I
Internal Thread*
Cutter Ø7/16" (Ø11mm)

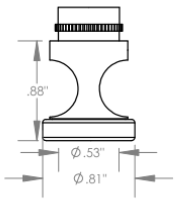

E
External Thread*
Cutter Ø1/2" (Ø12.7 mm)

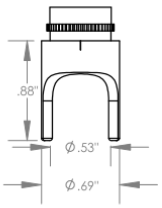

S2L
2-Leg
Cutter Ø1/2" (Ø12.7 mm)

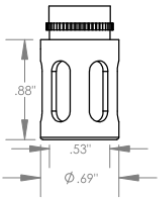

SL
Slotted
Cutter Ø1/2" (Ø12.7 mm)

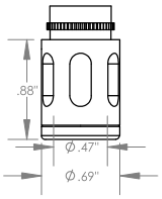

SI
Slotted Internal Thread*
Cutter Ø7/16" (Ø11mm)

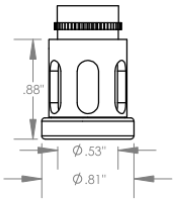

SE
Slotted External Thread*
Cutter Ø1/2" (Ø12.7 mm)

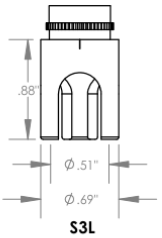

S3L
3-Leg
Cutter Ø1/2" (Ø12.7 mm)

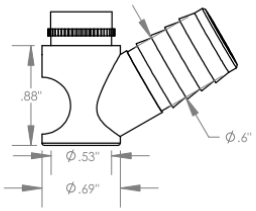

WVS
Vaccuum Straight
Cutter Ø1/2" (Ø12.7 mm)

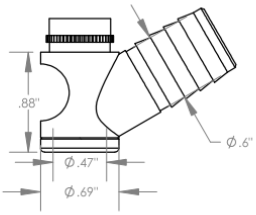

WVI
Vaccuum Internal Thread*
Cutter Ø7/16" (Ø11mm)

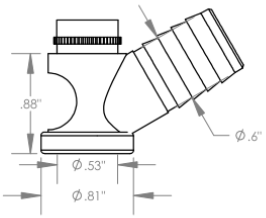

WVE
Vaccuum External Thread*
Cutter Ø1/12" (Ø12.7 mm)

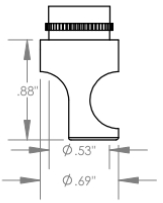

SCA
Straight Cutaway
Cutter Ø1/2" (Ø12.7 mm)

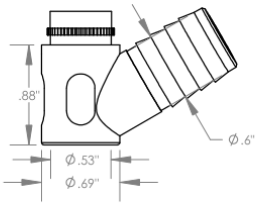

SVS
Slotted Vaccuum Straight
Cutter Ø1/2" (Ø12.7 mm)

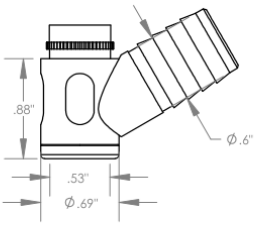

SVI
Slotted Vaccuum Internal Thread*
Cutter Ø7/16" (Ø11mm)

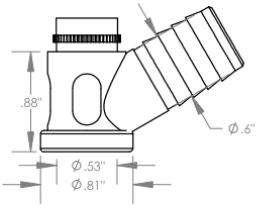

SVE
Slotted Vaccuum External Thread*
Cutter Ø1/2" (Ø12.7 mm)

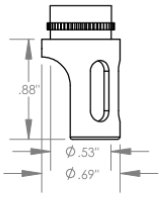

SSCA
Slotted Straight Cutaway
Cutter Ø1/2" (Ø12.7 mm)

*Select foot style from table

WESCON

Part Number **WES396**

Do not modify, copy, distribute, or reproduce this drawing without prior written authorization.

© 2025 Wescon Industries Inc.
601 Century Plaza Dr. Houston, TX 77073, US
www.wesconusa.com

Wescon 396 Microstop

Revision 12 | All dimensions are in Inches | Information in this drawing is provided for reference only

Image 4

Subject to change without notice
© Copyright Wescon Industries Inc

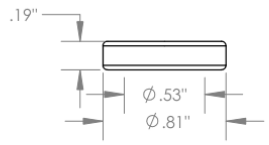

Part Number	Material
39631-N	Nylon
39631-S	Steel
39631-P	Phenolic

Foot Style For External Thread

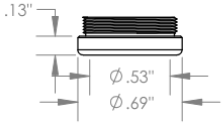

Part Number	Material
39620-N	Nylon
39620-S	Steel
39620-P	Phenolic

Foot Style For Internal Thread

		WESCON	Part Number **WES396**
	Do not modify, copy, distribute, or reproduce this drawing without prior written authorization.	© 2025 Wescon Industries Inc. 601 Century Plaza Dr. Houston, TX 77073, US www.wesconusa.com	Wescon 396 Microstop
Revision 12	All dimensions are in Inches	Information in this drawing is provided for reference only	

Image 5

Subject to change without notice
© Copyright Wescon Industries Inc