

DATASHEET

PART NUMBER

WES396-WVS-TS

Wescon 396 Microstop - 1/4-28 - 1/2" Cutter Capacity - Vacuum Straight Skirt

SMALL CAPACITY / TIGHT SPACE APPLICATIONS

WEBSITE

<https://www.wesconusa.com/products/WES396-WVS-TS>



* The image represents the general look of the series. Actual product may vary based on options selected.

SPECIFICATIONS

| | |
|---------------------------|--|
| Measurement Type | Imperial |
| Bearing Rating | 10,000 rpm |
| Bearing Type | Dual Ball Bearings |
| Heavy Duty Thrust Bearing | No |
| Incremental Adjustment | 0.0005 in |
| Shaft Travel | 0.15 in |
| Cutter Thread | 1/4-28 |
| Shaft | Threaded Shank (1/4-28) |
| Shaft Diameter | 1/4 in |
| Cutter Capacity | 1/2 in |
| Skirt | Vacuum Straight |
| Skirt Description | 0.69 in OD 0.53 in ID 1/2 in Cutter Capacity |
| Solid Stop | Yes |
| Material | Steel |
| Stroke Length | 0.157 in (4mm) Shaft Travel |
| Country of Origin | USA |

ADDITIONAL IMAGES AND DRAWINGS

WES396 Series Microstop



Part Number
WES396-X-XX-XX-XX

- Shaft Option
- Foot Style
- Skirt Option*
- Cutter Thread
- Shaft Travel

| Code | Shaft Travel |
|---------|--------------|
| (Blank) | 0.157in |
| ES | 0.246in |

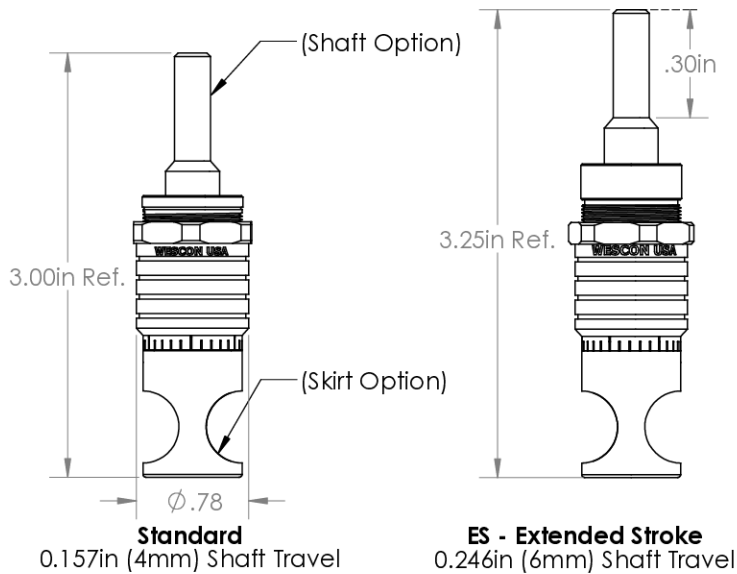
| Code | Cutter Thread |
|---------|---------------|
| (Blank) | 1/4-28 |
| 6 | M6x1 |

| Code | Foot Style |
|------|------------|
| N | Nylon |

| Code | Shaft Option |
|---------|-------------------------|
| (Blank) | 1/4in Standard Round |
| TF | Tri Flat |
| QC | Quick Change |
| TS | 1/4-28in Threaded Shank |

Incremental Adjustment: 0.0005 in
Material: Stainless Steel

Bearing Rating: 10,000 rpm
Bearing Type: Dual Ball-Bearings
Dust Seal: Integrated Dust Seal
Heavy Duty Thrust Bearing: No
Solid Stop: Yes



*For Skirt options see next page and website.



Part Number

WES396

Do not modify, copy, distribute, or reproduce this drawing without prior written authorization.

© 2025 Wescon Industries Inc.
601 Century Plaza Dr. Houston, TX 77073, US
www.wesconusa.com

Wescon 396 Microstop

Revision 05

All dimensions are in inches

Information in this drawing is provided for reference only

Image 1

**Foot Style
For External Thread**



| Part Number | Material |
|-------------|----------|
| 39631-N | Nylon |
| 39631-S | Steel |
| 39631-P | Phenolic |

**Foot Style
For Internal Thread**



| Part Number | Material |
|-------------|----------|
| 39620-N | Nylon |
| 39620-S | Steel |
| 39620-P | Phenolic |



| | |
|-------------|---------------|
| Part Number | WES396 |
|-------------|---------------|

Do not modify, copy, distribute, or reproduce this drawing without prior written authorization.

© 2025 Wescon Industries Inc.
601 Century Plaza Dr. Houston, TX 77073, US
www.wesconusa.com

Wescon 396 Microstop

| | | |
|-------------|------------------------------|--|
| Revision 05 | All dimensions are in inches | Information in this drawing is provided for reference only |
|-------------|------------------------------|--|

Image 2

Skirt Option



S
Straight
Cutter $\phi 1/2''$ ($\phi 12\text{mm}$)



I
Internal Thread
Cutter $\phi 7/16''$ ($\phi 11\text{mm}$)
Choose Foot Style From Table



E
External Thread
Cutter $\phi 1/2''$ ($\phi 12\text{mm}$)
Choose Foot Style From Table



SL
Slotted
Cutter $\phi 1/2''$ ($\phi 12\text{mm}$)



SI
Slotted Internal Thread
Cutter $\phi 7/16''$ ($\phi 11\text{mm}$)
Choose Foot Style From Table



SE
Slotted External Thread
Cutter $\phi 1/2''$ ($\phi 12\text{mm}$)
Choose Foot Style From Table



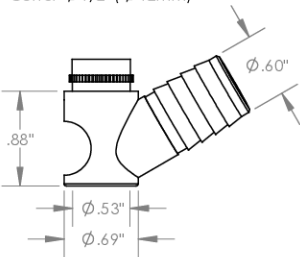
SCA
Straight Cutaway
Cutter $\phi 1/2''$ ($\phi 12\text{mm}$)



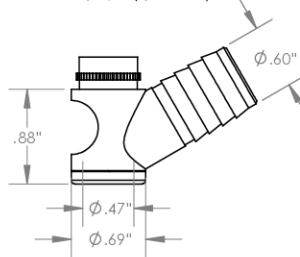
S2L
2-Leg
Cutter $\phi 1/2''$ ($\phi 12\text{mm}$)



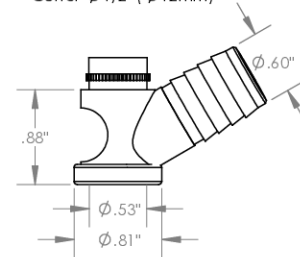
S3L
3-Leg
Cutter $\phi 1/2''$ ($\phi 12\text{mm}$)



VS
Vacuum Straight
Cutter $\phi 1/2''$ ($\phi 12\text{mm}$)



VI
Vacuum Internal Thread
Cutter $\phi 7/16''$ ($\phi 11\text{mm}$)
Choose Foot Style From Table



VE
Vacuum External Thread
Cutter $\phi 1/2''$ ($\phi 12\text{mm}$)
Choose Foot Style From Table



Part Number

WES396

Do not modify, copy, distribute, or reproduce this drawing without prior written authorization.

© 2025 Wescon Industries Inc.
601 Century Plaza Dr. Houston, TX 77073, US
www.wesconusa.com

Wescon 396 Microstop

Revision 05

All dimensions are in inches

Information in this drawing is provided for reference only

Image 3