

DATASHEET

PART NUMBER

WES397-ES-6-EN-TS

**Wescon 397 Stainless Steel Microstop - M6x1 -
12 mm Cutter Capacity - External Nylon Foot**

SMALL CAPACITY / TIGHT SPACE / EXTENDED
STROKE STAINLESS STEEL

WEBSITE

<https://www.wesconusa.com/products/WES397-ES-6-EN-TS>



* The image represents the general look of the series. Actual product may vary based on options selected.

SPECIFICATIONS

Measurement Type	Metric
Bearing Rating	10,000 rpm
Bearing Type	Dual Ball Bearings
Heavy Duty Thrust Bearing	No
Incremental Adjustment	0.0005 in
Shaft Travel	6 mm
Cutter Thread	M6x1
Shaft	Threaded Shank (1/4-28)
Shaft Diameter	1/4 in
Cutter Capacity	12 mm
Skirt	External Thread
Skirt Description	20.65 mm OD
Foot	Nylon
Solid Stop	Yes
Material	Stainless Steel
Stroke Length	0.236 in (6mm) Shaft Travel
Country of Origin	USA

ADDITIONAL IMAGES AND DRAWINGS



Image 0

WES397 Series Microstop



Part Number
WES397-X-XX-XX-XX

- Shaft Option
- Foot Style
- Skirt Option*
- Cutter Thread
- Shaft Travel

Code	Shaft Travel
(Blank)	0.157in
ES	0.246in

Code	Cutter Thread
(Blank)	1/4-28
6	M6x1

Code	Foot Style
N	Nylon

Code	Shaft Option
(Blank)	1/4in Standard Round
TF	Tri Flat
QC	Quick Change
TS	1/4-28in Threaded Shank

Incremental Adjustment: 0.0005 in
Material: Stainless Steel

Bearing Rating: 10,000 rpm
Bearing Type: Dual Ball-Bearings
Dust Seal: Integrated Dust Seal
Heavy Duty Thrust Bearing: No
Solid Stop: Yes



*For Skirt options see next page and website.



Part Number

WES397

Do not modify, copy, distribute, or reproduce this drawing without prior written authorization.

© 2025 Wescon Industries Inc.
601 Century Plaza Dr. Houston, TX 77073, US
www.wesconusa.com

Wescon 397 Microstop

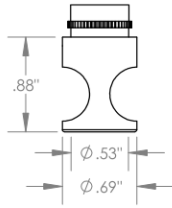
Revision 04

All dimensions are in Inches

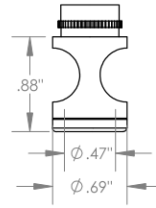
Information in this drawing is provided for reference only

Image 1

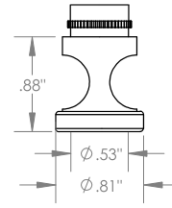
Skirt Option



S
Straight
Cutter $\frac{1}{2}$ " (\varnothing 12mm)



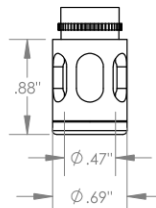
I
Internal Thread
Cutter $\frac{7}{16}$ " (\varnothing 11mm)
Choose Foot Style From Table



E
External Thread
Cutter $\frac{1}{2}$ " (\varnothing 12mm)
Choose Foot Style From Table



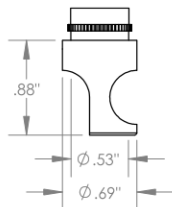
SL
Slotted
Cutter $\frac{1}{2}$ " (\varnothing 12mm)



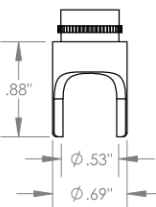
SI
Slotted Internal Thread
Cutter $\frac{7}{16}$ " (\varnothing 11mm)
Choose Foot Style From Table



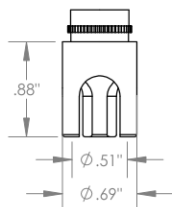
SE
Slotted External Thread
Cutter $\frac{1}{2}$ " (\varnothing 12mm)
Choose Foot Style From Table



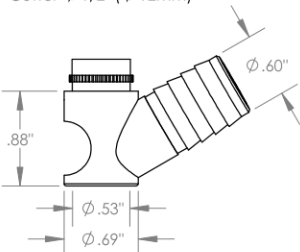
SCA
Straight Cutaway
Cutter $\frac{1}{2}$ " (\varnothing 12mm)



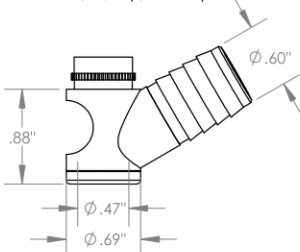
S2L
2-Leg
Cutter $\frac{1}{2}$ " (\varnothing 12mm)



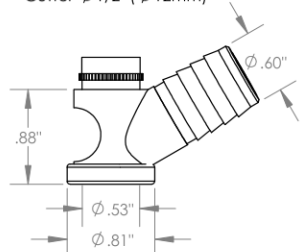
S3L
3-Leg
Cutter $\frac{1}{2}$ " (\varnothing 12mm)



WVS
Vacuum Straight
Cutter $\frac{1}{2}$ " (\varnothing 12mm)



WVI
Vacuum Internal Thread
Cutter $\frac{7}{16}$ " (\varnothing 11mm)
Choose Foot Style From Table



WVE
Vacuum External Thread
Cutter $\frac{1}{2}$ " (\varnothing 12mm)
Choose Foot Style From Table



Part Number

WES397

Do not modify, copy, distribute, or reproduce this drawing without prior written authorization.

© 2025 Wescon Industries Inc.
601 Century Plaza Dr. Houston, TX 77073, US
www.wesconusa.com

Wescon 397 Microstop

Revision 05

All dimensions are in Inches

Information in this drawing is provided for reference only

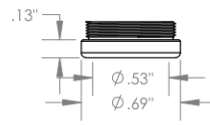
Image 2

**Foot Style
For External Thread**



Part Number	Material
39631-N	Nylon
39631-S	Steel
39631-P	Phenolic

**Foot Style
For Internal Thread**



Part Number	Material
39620-N	Nylon
39620-S	Steel
39620-P	Phenolic



Part Number	WES397
-------------	---------------

Do not modify, copy, distribute, or reproduce this drawing without prior written authorization.

© 2025 Wescon Industries Inc.
601 Century Plaza Dr. Houston, TX 77073, US
www.wesconusa.com

Wescon 397 Microstop

Revision 05	All dimensions are in Inches	Information in this drawing is provided for reference only
-------------	------------------------------	--

Image 3