

## DATASHEET

PART NUMBER

# WES397-ES-WVS

**Wescon 397 Stainless Steel Microstop - 1/4-28  
- 1/2" Cutter Capacity - Vacuum Straight Skirt**

SMALL CAPACITY / TIGHT SPACE / EXTENDED  
STROKE STAINLESS STEEL

WEBSITE

<https://www.wesconusa.com/products/WES397-ES-WVS>



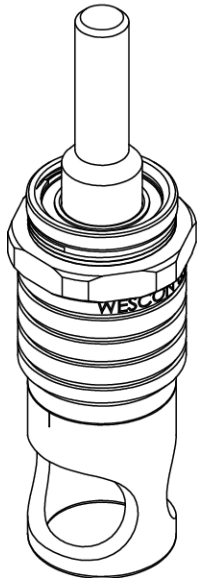
\* The image represents the general look of the series. Actual product may vary based on options selected.

## SPECIFICATIONS

<b>Measurement Type</b>	Imperial
<b>Bearing Rating</b>	10,000 rpm
<b>Bearing Type</b>	Dual Ball Bearings
<b>Heavy Duty Thrust Bearing</b>	No
<b>Incremental Adjustment</b>	0.0005 in
<b>Shaft Travel</b>	0.25 in
<b>Cutter Thread</b>	1/4-28
<b>Shaft</b>	Round
<b>Shaft Diameter</b>	1/4 in
<b>Cutter Capacity</b>	1/2 in
<b>Skirt</b>	Vacuum Straight
<b>Skirt Description</b>	0.69 in OD 0.53 in ID 1/2 in Cutter Capacity
<b>Solid Stop</b>	Yes
<b>Material</b>	Stainless Steel
<b>Stroke Length</b>	0.236 in (6mm) Shaft Travel
<b>Country of Origin</b>	USA

**ADDITIONAL IMAGES AND DRAWINGS**

**WES397 Series Microstop**



**Part Number**  
WES397-X-XX-XX-XX

- Shaft Option
- Foot Style
- Skirt Option\*
- Cutter Thread
- Shaft Travel

Code	Shaft Travel
(Blank)	0.157in
ES	0.246in

Code	Cutter Thread
(Blank)	1/4-28
6	M6x1

Code	Foot Style
N	Nylon

Code	Shaft Option
(Blank)	1/4in Standard Round
TF	Tri Flat
QC	Quick Change
TS	1/4-28in Threaded Shank

Incremental Adjustment: 0.0005 in  
Material: Stainless Steel

Bearing Rating: 10,000 rpm  
Bearing Type: Dual Ball-Bearings  
Dust Seal: Integrated Dust Seal  
Heavy Duty Thrust Bearing: No  
Solid Stop: Yes



\*For Skirt options see next page and website.



Part Number

**WES397**

Do not modify, copy, distribute, or reproduce this drawing without prior written authorization.

© 2025 Wescon Industries Inc.  
601 Century Plaza Dr. Houston, TX 77073, US  
www.wesconusa.com

Wescon 397 Microstop

Revision 03

All dimensions are in inches

Information in this drawing is provided for reference only

Image 1

**Skirt Option**



**S**  
Straight  
Cutter  $\phi 1/2"$  ( $\phi 12\text{mm}$ )



**I**  
Internal Thread  
Cutter  $\phi 7/16"$  ( $\phi 11\text{mm}$ )  
Choose Foot Style From Table



**E**  
External Thread  
Cutter  $\phi 1/2"$  ( $\phi 12\text{mm}$ )  
Choose Foot Style From Table



**SL**  
Slotted  
Cutter  $\phi 1/2"$  ( $\phi 12\text{mm}$ )



**SI**  
Slotted Internal Thread  
Cutter  $\phi 7/16"$  ( $\phi 11\text{mm}$ )  
Choose Foot Style From Table



**SE**  
Slotted External Thread  
Cutter  $\phi 1/2"$  ( $\phi 12\text{mm}$ )  
Choose Foot Style From Table



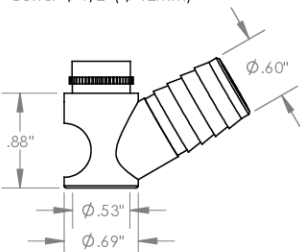
**SCA**  
Straight Cutaway  
Cutter  $\phi 1/2"$  ( $\phi 12\text{mm}$ )



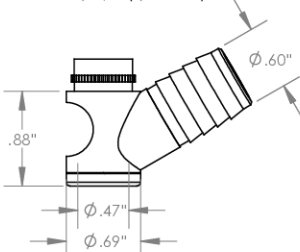
**S2L**  
2-Leg  
Cutter  $\phi 1/2"$  ( $\phi 12\text{mm}$ )



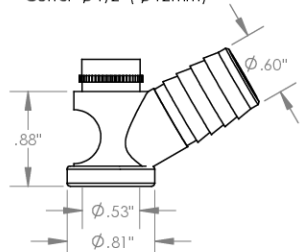
**S3L**  
3-Leg  
Cutter  $\phi 1/2"$  ( $\phi 12\text{mm}$ )



**VS**  
Vacuum Straight  
Cutter  $\phi 1/2"$  ( $\phi 12\text{mm}$ )



**VI**  
Vacuum Internal Thread  
Cutter  $\phi 7/16"$  ( $\phi 11\text{mm}$ )  
Choose Foot Style From Table



**VE**  
Vacuum External Thread  
Cutter  $\phi 1/2"$  ( $\phi 12\text{mm}$ )  
Choose Foot Style From Table



Part Number

**WES397**

Do not modify, copy, distribute, or reproduce this drawing without prior written authorization.

© 2025 Wescon Industries Inc.  
601 Century Plaza Dr. Houston, TX 77073, US  
www.wesconusa.com

Wescon 397 Microstop

Revision 03

All dimensions are in inches

Information in this drawing is provided for reference only

Image 2

**Foot Style  
For External Thread**



Part Number	Material
39631-N	Nylon
39631-S	Steel
39631-P	Phenolic

**Foot Style  
For Internal Thread**



Part Number	Material
39620-N	Nylon
39620-S	Steel
39620-P	Phenolic

		Part Number	<b>WES397</b>
		Wescon 397 Microstop	
Revision 03	Do not modify, copy, distribute, or reproduce this drawing without prior written authorization. All dimensions are in inches	© 2025 Wescon Industries Inc. 601 Century Plaza Dr. Houston, TX 77073, US www.wesconusa.com Information in this drawing is provided for reference only	

Image 3