

## DATASHEET

PART NUMBER

### WES397-WVIN-TF

**Wescon 397 Stainless Steel Microstop - 1/4-28  
- 7/16" Cutter Capacity - Vacuum Internal  
Thread Skirt - Nylon Foot**

SMALL CAPACITY / TIGHT SPACE APPLICATIONS  
STAINLESS STEEL

WEBSITE

<https://www.wesconusa.com/products/WES397-WVIN-TF>



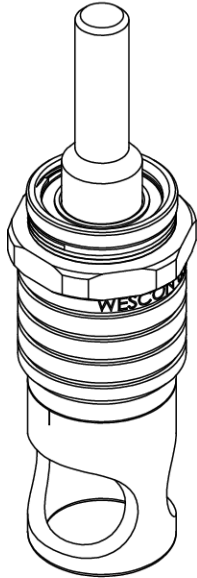
\* The image represents the general look of the series. Actual product may vary based on options selected.

## SPECIFICATIONS

Measurement Type	Imperial
Bearing Rating	10,000 rpm
Bearing Type	Dual Ball Bearings
Heavy Duty Thrust Bearing	No
Incremental Adjustment	0.0005 in
Shaft Travel	0.15 in
Cutter Thread	1/4-28
Shaft	Tri-Flat
Shaft Diameter	1/4 in
Cutter Capacity	7/16 in
Skirt	Vacuum Internal Thread
Skirt Description	0.69 in OD 0.47 in ID 7/16 in Cutter Capacity
Foot	Nylon
Solid Stop	Yes
Material	Stainless Steel
Stroke Length	0.157 in (4mm) Shaft Travel
Country of Origin	USA

**ADDITIONAL IMAGES AND DRAWINGS**

**WES397 Series Microstop**



**Part Number**  
WES397-X-XX-XX-XX

- Shaft Option
- Foot Style
- Skirt Option\*
- Cutter Thread
- Shaft Travel

Code	Shaft Travel
(Blank)	0.157in
ES	0.246in

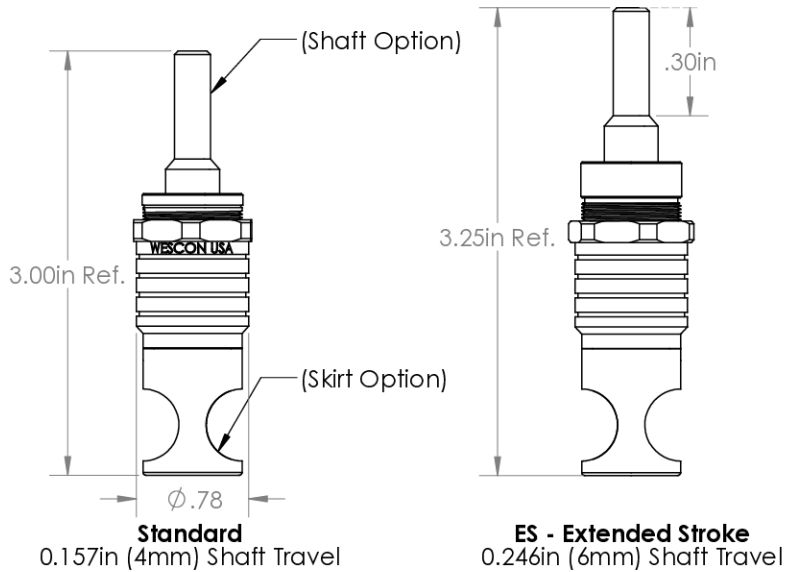
Code	Cutter Thread
(Blank)	1/4-28
6	M6x1

Code	Foot Style
N	Nylon

Code	Shaft Option
(Blank)	1/4in Standard Round
TF	Tri Flat
QC	Quick Change
TS	1/4-28in Threaded Shank

Incremental Adjustment: 0.0005 in  
Material: Stainless Steel

Bearing Rating: 10,000 rpm  
Bearing Type: Dual Ball-Bearings  
Dust Seal: Integrated Dust Seal  
Heavy Duty Thrust Bearing: No  
Solid Stop: Yes



\*For Skirt options see next page and website.



Part Number **WES397**

Do not modify, copy, distribute, or reproduce this drawing without prior written authorization.

© 2025 Wescon Industries Inc.  
601 Century Plaza Dr. Houston, TX 77073, US  
www.wesconusa.com

Wescon 397 Microstop

Revision 03 All dimensions are in inches Information in this drawing is provided for reference only

Image 1

**Skirt Option**



**S**  
Straight  
Cutter  $\phi 1/2''$  ( $\phi 12\text{mm}$ )



**I**  
Internal Thread  
Cutter  $\phi 7/16''$  ( $\phi 11\text{mm}$ )  
Choose Foot Style From Table



**E**  
External Thread  
Cutter  $\phi 1/2''$  ( $\phi 12\text{mm}$ )  
Choose Foot Style From Table



**SL**  
Slotted  
Cutter  $\phi 1/2''$  ( $\phi 12\text{mm}$ )



**SI**  
Slotted Internal Thread  
Cutter  $\phi 7/16''$  ( $\phi 11\text{mm}$ )  
Choose Foot Style From Table



**SE**  
Slotted External Thread  
Cutter  $\phi 1/2''$  ( $\phi 12\text{mm}$ )  
Choose Foot Style From Table



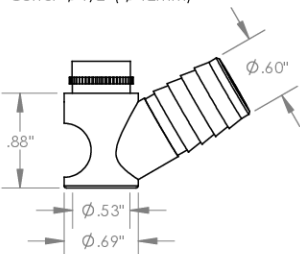
**SCA**  
Straight Cutaway  
Cutter  $\phi 1/2''$  ( $\phi 12\text{mm}$ )



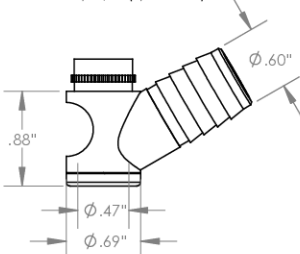
**S2L**  
2-Leg  
Cutter  $\phi 1/2''$  ( $\phi 12\text{mm}$ )



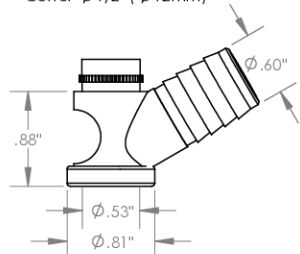
**S3L**  
3-Leg  
Cutter  $\phi 1/2''$  ( $\phi 12\text{mm}$ )



**VS**  
Vacuum Straight  
Cutter  $\phi 1/2''$  ( $\phi 12\text{mm}$ )



**VI**  
Vacuum Internal Thread  
Cutter  $\phi 7/16''$  ( $\phi 11\text{mm}$ )  
Choose Foot Style From Table



**VE**  
Vacuum External Thread  
Cutter  $\phi 1/2''$  ( $\phi 12\text{mm}$ )  
Choose Foot Style From Table



Part Number

**WES397**

Do not modify, copy, distribute, or reproduce this drawing without prior written authorization.

© 2025 Wescon Industries Inc.  
601 Century Plaza Dr. Houston, TX 77073, US  
www.wesconusa.com

Wescon 397 Microstop

Revision 03

All dimensions are in inches

Information in this drawing is provided for reference only

Image 2

**Foot Style  
For External Thread**



Part Number	Material
39631-N	Nylon
39631-S	Steel
39631-P	Phenolic

**Foot Style  
For Internal Thread**



Part Number	Material
39620-N	Nylon
39620-S	Steel
39620-P	Phenolic

		Part Number	<b>WES397</b>
<small>Do not modify, copy, distribute, or reproduce this drawing without prior written authorization.</small>		<small>© 2025 Wescon Industries Inc. 601 Century Plaza Dr. Houston, TX 77073, US www.wesconusa.com</small>	
Revision 03	All dimensions are in inches	Wescon 397 Microstop <small>Information in this drawing is provided for reference only</small>	

Image 3