Wescon Industries Inc.
601 Century Plaza Dr, Houston, TX 77073
www.wesconusa.com

DATASHEET

PART NUMBER

WES597-8-BIN-TF

Wescon 597 Stainless Steel Microstop - M8x1 - 19 mm Cutter Capacity - Bell Skirt Internal Nylon Foot

HIGH SPEED HEAVY DUTY STAINLESS STEEL

WEBSITE

https://www.wesconusa.com/products/WES597-8-BIN-TF



The Wescon 597 Series Microstop is the stainless steel version of the 596, the industry standard high speed, heavy duty microstop countersink cage. Stainless steel construction makes it more durable and corrosion resistant than the standard alloy unit. Dual ball bearings rated to 10,000 rpm, a heavy duty thrust bearing, integrated dust seal and solid stop are unchanged, with 0.300 in (7.60 mm) of shaft travel and 0.0005 in (0.013 mm) incremental adjustment on a 1/4 in shaft. Cutter threads are 1/4-28, M6x1 or M8x1, with twelve skirt styles, nylon, steel or phenolic feet, and round, tri-flat (TF), quick change (QC) or long threaded shank (TSL) shafts.

SPECIFICATIONS

Measurement Type	Metric
Bearing Rating	10,000 rpm
Bearing Type	Dual Ball Bearings
Heavy Duty Thrust Bearing	Yes
Incremental Adjustment	0.013 mm
Shaft Travel	7.60 mm
Dust Seal	Integrated Dust Seal
Cutter Thread	M8x1
Shaft	Tri-Flat
Shaft Diameter	6.35 mm
Cutter Capacity	19 mm
Skirt	Bell Internal Thread
Skirt Description	30 mm OD 19 mm Cutter Capacity

Subject to change without notice
© Copyright Wescon Industries Inc

Foot	Nylon
Solid Stop	Yes
Material	Stainless Steel
Country of Origin	USA

ADDITIONAL IMAGES AND DRAWINGS



Image 1

Subject to change without notice
© Copyright Wescon Industries Inc



Image 2

Subject to change without notice
© Copyright Wescon Industries Inc

WES597 Series Microstop



Part Number
WES597-X-XX-XX

- Shaft Option
- Foot Style
- Skirt Option*
- Cutter Thread

Incremental Adjustment: 0.0005 in
Shaft Travel: 0.300 in
Material: Carbon Steel Body with Hardened Tool Steel Shaft

Bearing Rating: 10,000 rpm
Bearing Type: Dual Ball-Bearings
Dust Seal: Integrated Dust Seal
Heavy Duty Thrust Bearing: Yes
Solid Stop: Yes

Code	Cutter Thread
(Blank)	1/4-28
6	M6x1
8	M8x1

Code	Foot Style
N	Nylon
S	Steel
P	Phenolic

Code	Shaft Option
(Blank)	1/4" Standard Round
QC	Quick Change
TF	Tri Flat
TSL	1/4-28 Threaded Shank Long

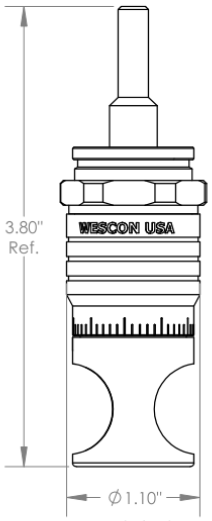

WES597-S
Microstop with
Ø1/4" Standard Shaft

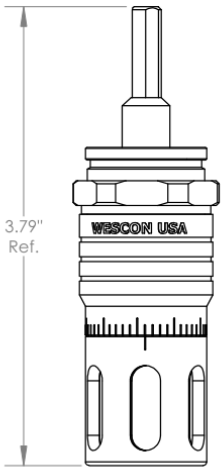

WES597-SL-TF
Microstop with
Tri-Flat Shaft

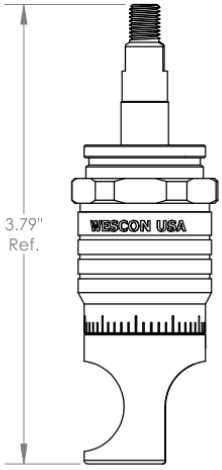

WES597-SCA-TSL
Microstop with
1/4-28 Threaded Shank Long Shaft

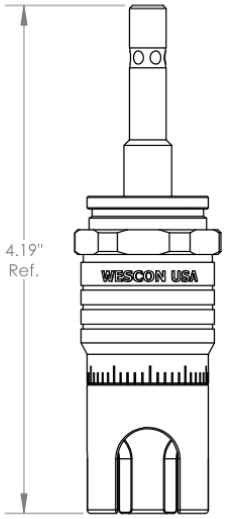

WES597-S3L-QC
Microstop with
Quick Change shaft

*For Skirt options see next page and website.

WESCON

Part Number **WES597**

Wescon 597 Microstop

Do not modify, copy, distribute, or reproduce this drawing without prior written authorization.

© 2025 Wescon Industries Inc.
601 Century Plaza Dr. Houston, TX 77073, US
www.wesconusa.com

Revision 10 | All dimensions are in Inches | Information in this drawing is provided for reference only

Image 3

Subject to change without notice
© Copyright Wescon Industries Inc

Skirt Option

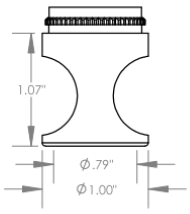

S
Straight
Cutter Ø3/4"(Ø19mm)

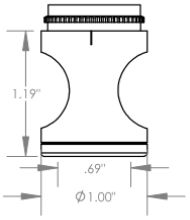

I
Internal Thread*
Cutter Ø5/8"(Ø15mm)

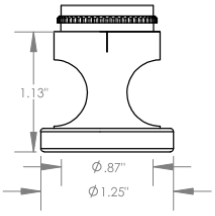

E
External Thread*
Cutter Ø3/4"(Ø19mm)

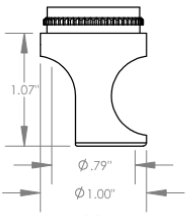

SCA
Straight Cutaway
Cutter Ø3/4"(Ø19mm)

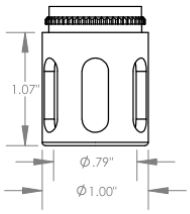

SL
Slotted
Cutter Ø3/4"(Ø19mm)

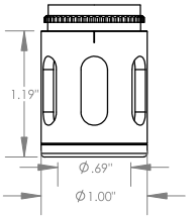

SI
Slotted Internal Thread*
Cutter Ø5/8"(Ø15mm)

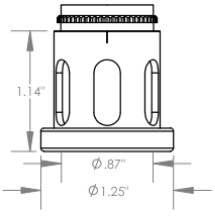

SE
Slotted External Thread*
Cutter Ø3/4"(Ø19mm)

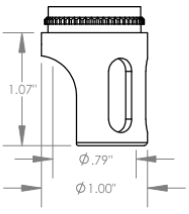

SSCA
Slotted Straight Cutaway
Cutter Ø3/4"(Ø19mm)

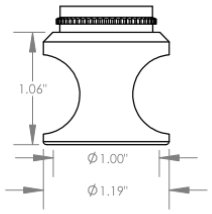

B
Bell
Cutter Ø7/8" (Ø22mm)

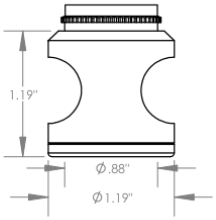

BI
Bell Internal Thread*
Cutter Ø3/4"(Ø19mm)

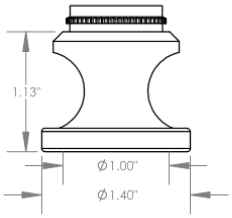

BE
Bell External Thread*
Cutter Ø7/8"(Ø22mm)

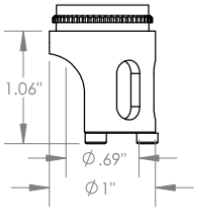

SSCN
Slotted Internal Thread Cutaway
with Nylon Foot
Cutter Ø5/8"(Ø15mm)

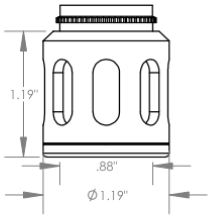

SBI
Slotted Bell Internal Thread*
Cutter Ø3/4"(Ø19mm)

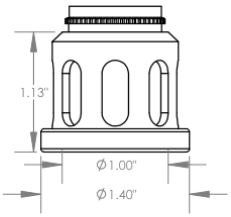

SBE
Slotted Bell External Thread*
Cutter Ø7/8"(Ø22mm)

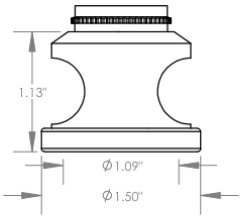

BWE
Bell Wide External Thread*
Cutter Ø1"(Ø25mm)

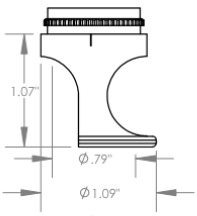

FCA
Flanged Cutaway
Cutter Ø3/4"(Ø19mm)

*Select foot style from table
Continued In Next Page.

WESCON

Part Number **WES597**

Do not modify, copy, distribute, or reproduce this drawing without prior written authorization.

© 2025 Wescon Industries Inc.
601 Century Plaza Dr. Houston, TX 77073, US
www.wesconusa.com

Wescon 597 Microstop

Revision 10 | All dimensions are in Inches | Information in this drawing is provided for reference only

Image 4

Subject to change without notice
© Copyright Wescon Industries Inc

Skirt Option (Continuation)

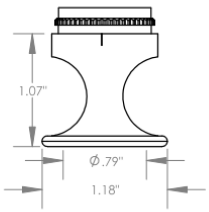

F
Flanged
Cutter Ø3/4"(Ø19mm)

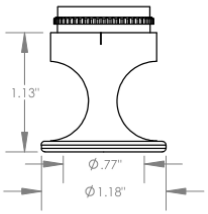

FH
Flanged High
Cutter Ø3/4" (Ø19mm)

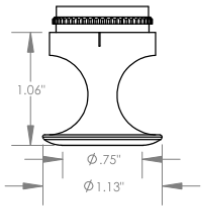

SF
Spherical Flanged
Cutter Ø3/4" (Ø19mm)

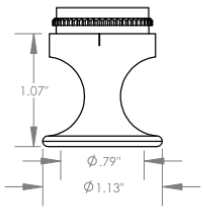

F-1125
Flanged 1.125 in OD
Cutter Ø3/4"(Ø19mm)

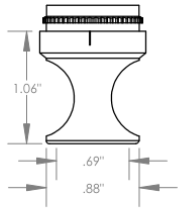

S-875
Straight 0.875 in OD
Cutter Ø5/8"(Ø15mm)

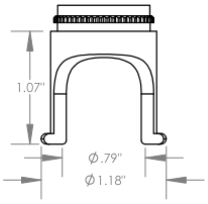

F2L
Flanged 2-Leg
Cutter Ø3/4"(Ø19mm)

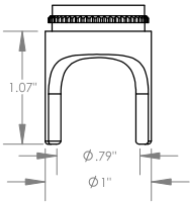

S2L
2-Leg
Cutter Ø3/4"(Ø19mm)

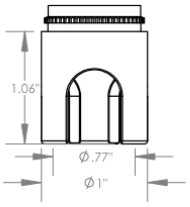

S3L
3-Leg
Cutter Ø3/4"(Ø19mm)

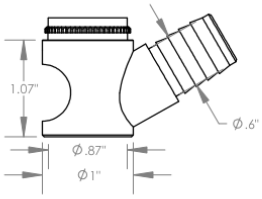

WVS
Vaccuum Straight
Cutter Ø3/4"(Ø19mm)

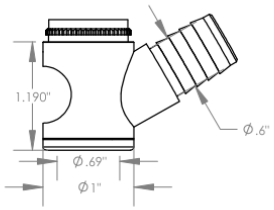

WVI
Vaccuum Internal Thread*
Cutter Ø5/8"(Ø15mm)

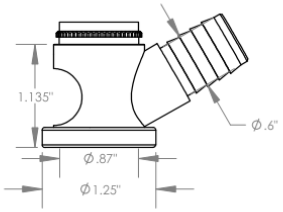

WVE
Vaccuum External Thread*
Cutter Ø3/4"(Ø19mm)

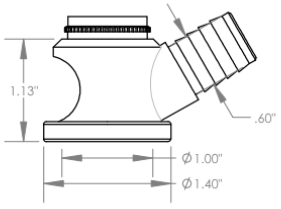

WBVE
Bell Vaccuum External Thread*
Cutter Ø3/4"(Ø19mm)

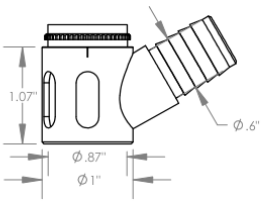

SVS
Slotted Vaccuum Straight
Cutter Ø3/4"(Ø19mm)

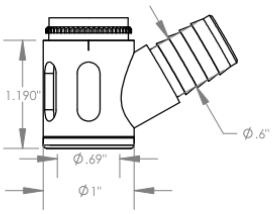

SVI
Slotted Vaccuum Internal Thread*
Cutter Ø5/8"(Ø15mm)

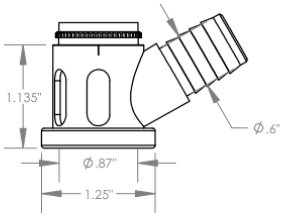

SVE
Slotted Vaccuum External Thread*
Cutter Ø3/4"(Ø19mm)

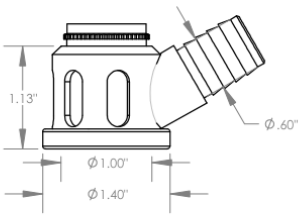

SBVE
Slotted Bell Vaccuum External Thread*
Cutter Ø3/4"(Ø19mm)

*Select foot style from table

WESCON

Part Number **WES597**

Do not modify, copy, distribute, or reproduce this drawing without prior written authorization.

© 2025 Wescon Industries Inc.
601 Century Plaza Dr. Houston, TX 77073, US
www.wesconusa.com

Wescon 597 Microstop

Revision 10 | All dimensions are in Inches | Information in this drawing is provided for reference only

Image 5

Subject to change without notice
© Copyright Wescon Industries Inc

Skirt Option

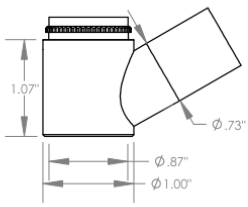

VS
Vaccuum Straight
Cutter Ø3/4"(Ø19mm)

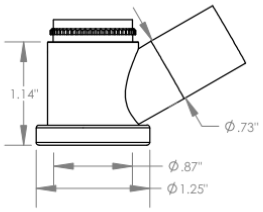

VE
Vaccuum External Thread*
Cutter Ø3/4"(Ø19mm)

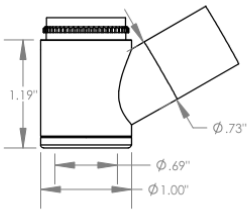

VI
Vaccuum Internal Thread*
Cutter Ø5/8"(Ø15mm)

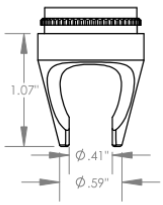

C
Close Quarters
Cutter Ø3/8"(Ø10mm)

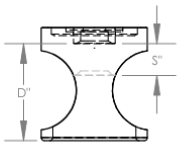

Skirt Inner Dimensions
For all Skirt Styles

Distance From Shaft Face to Skirt Face		Stroke Length
D (Minimum)	D (Maximum)	S
0.750 (19.05mm)	1.02 (25.90mm)	0.30 (7.62mm)

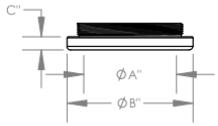

Foot Style For	ØA (ID)	ØB (OD)	C	Nylon P/N	Steel P/N	Phenolic P/N
Internal Threaded Skirt	0.69	1.00	0.13	59620-N	59620-S	59620-P
Bell Internal Threaded Skirt	0.88	1.19	0.13	59640-N	59640-S	59640-P

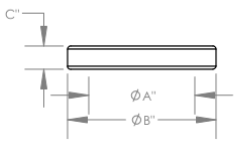

Foot Style For	ØA (ID)	ØB (OD)	C	Nylon P/N	Steel P/N	Phenolic P/N
External Threaded Skirt	0.87	1.25	0.22	59631-N	59631-S	59631-P
Bell External Threaded Skirt	1.00	1.40	0.22	59641-N	59641-S	59641-P
Bell Wide External Threaded Skirt	1.09	1.50	0.22	59651-N	59651-S	59651-P

*Select foot style from table

WESCON

Part Number **WES597**

Wescon 597 Microstop

Do not modify, copy, distribute, or reproduce this drawing without prior written authorization.

© 2025 Wescon Industries Inc.
601 Century Plaza Dr. Houston, TX 77073, US
www.wesconusa.com

Revision 10 | All dimensions are in Inches | Information in this drawing is provided for reference only

Image 6

Subject to change without notice
© Copyright Wescon Industries Inc