Wescon Industries Inc.
601 Century Plaza Dr, Houston, TX 77073
www.wesconusa.com

# DATASHEET

PART NUMBER

# WES597-8-SL-QC

## Wescon 597 Stainless Steel Microstop - M8x1 - 19 mm Cutter Capacity - Slotted

HIGH SPEED HEAVY DUTY STAINLESS STEEL

WEBSITE

https://www.wesconusa.com/products/WES597-8-SL-QC




The Wescon 597 Series Microstop is the stainless steel version of the 596, the industry standard high speed, heavy duty microstop countersink cage. Stainless steel construction makes it more durable and corrosion resistant than the standard alloy unit. Dual ball bearings rated to 10,000 rpm, a heavy duty thrust bearing, integrated dust seal and solid stop are unchanged, with 0.300 in (7.60 mm) of shaft travel and 0.0005 in (0.013 mm) incremental adjustment on a 1/4 in shaft. Cutter threads are 1/4-28, M6x1 or M8x1, with twelve skirt styles, nylon, steel or phenolic feet, and round, tri-flat (TF), quick change (QC) or long threaded shank (TSL) shafts.

## SPECIFICATIONS

| | |
|---|---|
| **Measurement Type** | Metric |
| **Bearing Rating** | 10,000 rpm |
| **Bearing Type** | Dual Ball Bearings |
| **Heavy Duty Thrust Bearing** | Yes |
| **Incremental Adjustment** | 0.013 mm |
| **Shaft Travel** | 7.60 mm |
| **Dust Seal** | Integrated Dust Seal |
| **Cutter Thread** | M8x1 |
| **Shaft** | Quick Change |
| **Shaft Diameter** | 6.35 mm |
| **Cutter Capacity** | 19 mm |
| **Skirt** | Slotted |
| **Skirt Description** | 25.4 mm OD 19 mm Cutter Capacity |



Subject to change without notice
© Copyright Wescon Industries Inc

| | |
|---|---|
| **Solid Stop** | Yes |
| **Material** | Stainless Steel |
| **Country of Origin** | USA |

## ADDITIONAL IMAGES AND DRAWINGS




Image 1



Subject to change without notice
© Copyright Wescon Industries Inc




Image 2



Subject to change without notice
© Copyright Wescon Industries Inc

# WES597 Series Microstop




**Part Number**
WES597-X-XX-XX

- Shaft Option
- Foot Style
- Skirt Option*
- Cutter Thread

Incremental Adjustment: 0.0005 in
Shaft Travel: 0.300 in
Material: Carbon Steel Body with Hardened Tool Steel Shaft

Bearing Rating: 10,000 rpm
Bearing Type: Dual Ball-Bearings
Dust Seal: Integrated Dust Seal
Heavy Duty Thrust Bearing: Yes
Solid Stop: Yes

| Code | Cutter Thread |
|---|---|
| (Blank) | 1/4-28 |
| 6 | M6x1 |
| 8 | M8x1 |

| Code | Foot Style |
|---|---|
| N | Nylon |
| S | Steel |
| P | Phenolic |

| Code | Shaft Option |
|---|---|
| (Blank) | 1/4" Standard Round |
| QC | Quick Change |
| TF | Tri Flat |
| TSL | 1/4-28 Threaded Shank Long |

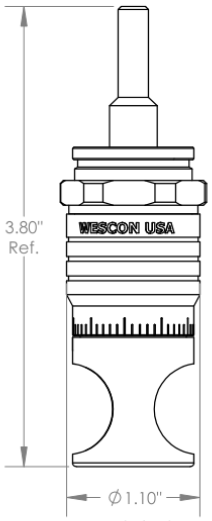


**WES597-S**
Microstop with
Ø1/4" Standard Shaft

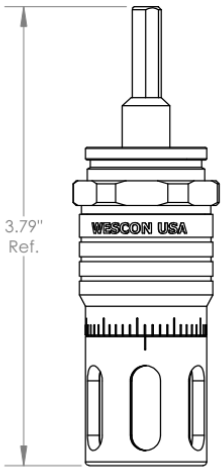


**WES597-SL-TF**
Microstop with
Tri-Flat Shaft

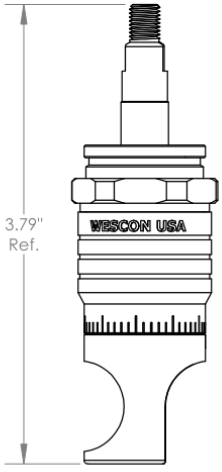


**WES597-SCA-TSL**
Microstop with
1/4-28 Threaded Shank Long Shaft

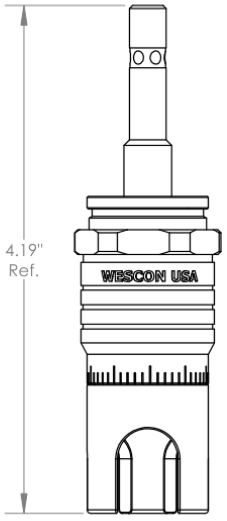


**WES597-S3L-QC**
Microstop with
Quick Change shaft

*For Skirt options see next page and website.

WESCON

Part Number **WES597**

Wescon 597 Microstop

Do not modify, copy, distribute, or reproduce this drawing without prior written authorization.

© 2025 Wescon Industries Inc.
601 Century Plaza Dr. Houston, TX 77073, US
www.wesconusa.com

Revision 10 | All dimensions are in Inches | Information in this drawing is provided for reference only

Image 3



Subject to change without notice
© Copyright Wescon Industries Inc

## Skirt Option

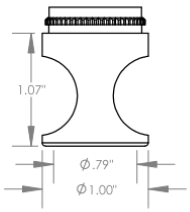


**S**
Straight
Cutter Ø3/4"(Ø19mm)

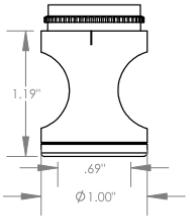


**I**
Internal Thread*
Cutter Ø5/8"(Ø15mm)

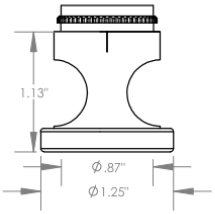


**E**
External Thread*
Cutter Ø3/4"(Ø19mm)

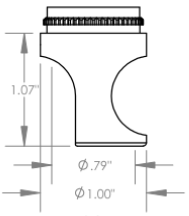


**SCA**
Straight Cutaway
Cutter Ø3/4"(Ø19mm)

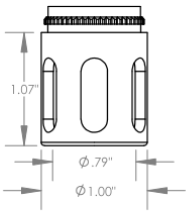


**SL**
Slotted
Cutter Ø3/4"(Ø19mm)

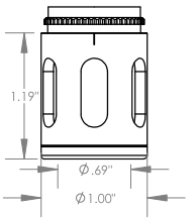


**SI**
Slotted Internal Thread*
Cutter Ø5/8"(Ø15mm)

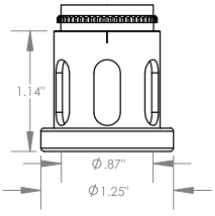


**SE**
Slotted External Thread*
Cutter Ø3/4"(Ø19mm)

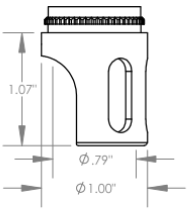


**SSCA**
Slotted Straight Cutaway
Cutter Ø3/4"(Ø19mm)

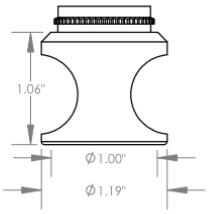


**B**
Bell
Cutter Ø7/8" (Ø22mm)

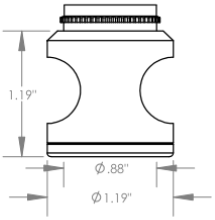


**BI**
Bell Internal Thread*
Cutter Ø3/4"(Ø19mm)

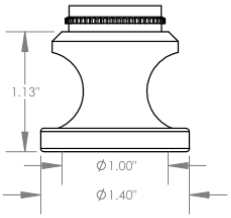


**BE**
Bell External Thread*
Cutter Ø7/8"(Ø22mm)

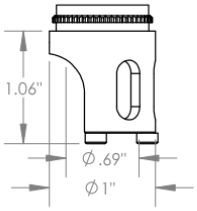


**SSCN**
Slotted Internal Thread Cutaway
with Nylon Foot
Cutter Ø5/8"(Ø15mm)

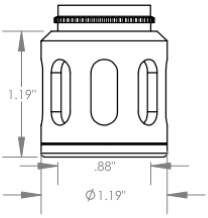


**SBI**
Slotted Bell Internal Thread*
Cutter Ø3/4"(Ø19mm)

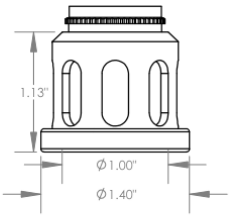


**SBE**
Slotted Bell External Thread*
Cutter Ø7/8"(Ø22mm)

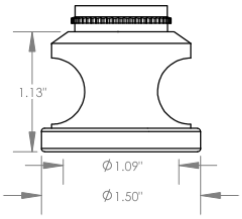


**BWE**
Bell Wide External Thread*
Cutter Ø1"(Ø25mm)

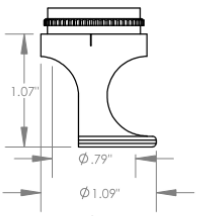


**FCA**
Flanged Cutaway
Cutter Ø3/4"(Ø19mm)

*Select foot style from table
Continued In Next Page.

WESCON

Part Number **WES597**

Do not modify, copy, distribute, or reproduce this drawing without prior written authorization.

© 2025 Wescon Industries Inc.
601 Century Plaza Dr. Houston, TX 77073, US
www.wesconusa.com

Wescon 597 Microstop

Revision 10 | All dimensions are in Inches | Information in this drawing is provided for reference only

Image 4



Subject to change without notice
© Copyright Wescon Industries Inc

## Skirt Option (Continuation)

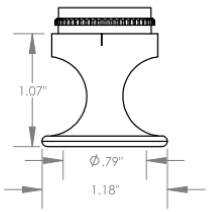


**F**
Flanged
Cutter Ø3/4"(Ø19mm)

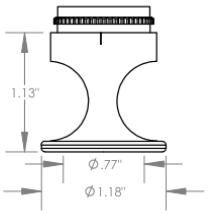


**FH**
Flanged High
Cutter Ø3/4" (Ø19mm)

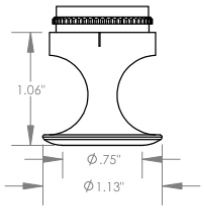


**SF**
Spherical Flanged
Cutter Ø3/4" (Ø19mm)

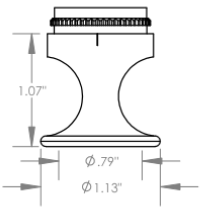


**F-1125**
Flanged 1.125 in OD
Cutter Ø3/4"(Ø19mm)

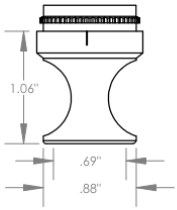


**S-875**
Straight 0.875 in OD
Cutter Ø5/8"(Ø15mm)

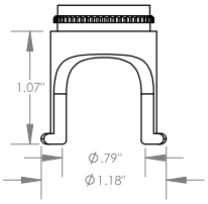


**F2L**
Flanged 2-Leg
Cutter Ø3/4"(Ø19mm)

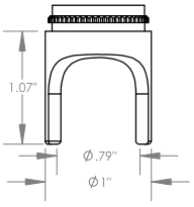


**S2L**
2-Leg
Cutter Ø3/4"(Ø19mm)

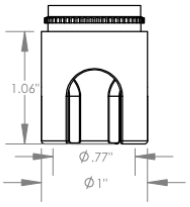


**S3L**
3-Leg
Cutter Ø3/4"(Ø19mm)

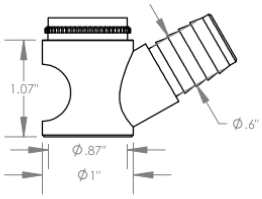


**WVS**
Vaccuum Straight
Cutter Ø3/4"(Ø19mm)

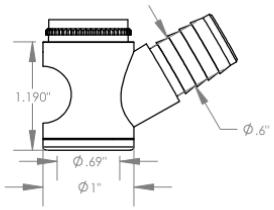


**WVI**
Vaccuum Internal Thread*
Cutter Ø5/8"(Ø15mm)

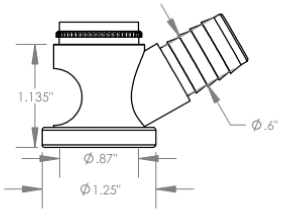


**WVE**
Vaccuum External Thread*
Cutter Ø3/4"(Ø19mm)

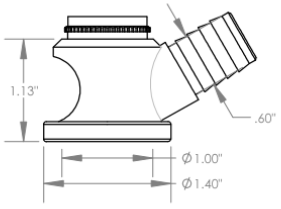


**WBVE**
Bell Vaccuum External Thread*
Cutter Ø3/4"(Ø19mm)

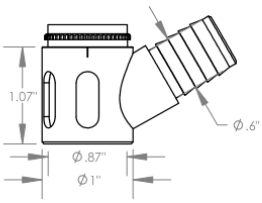


**SVS**
Slotted Vaccuum Straight
Cutter Ø3/4"(Ø19mm)

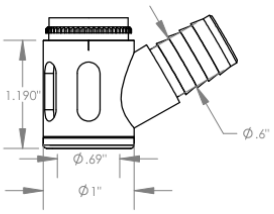


**SVI**
Slotted Vaccuum Internal Thread*
Cutter Ø5/8"(Ø15mm)

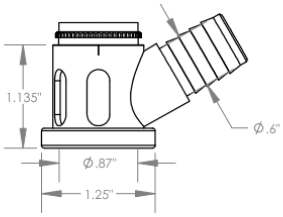


**SVE**
Slotted Vaccuum External Thread*
Cutter Ø3/4"(Ø19mm)

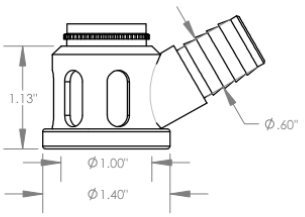


**SBVE**
Slotted Bell Vaccuum External Thread*
Cutter Ø3/4"(Ø19mm)

*Select foot style from table

WESCON

Part Number **WES597**

Do not modify, copy, distribute, or reproduce this drawing without prior written authorization.

© 2025 Wescon Industries Inc.
601 Century Plaza Dr. Houston, TX 77073, US
www.wesconusa.com

Wescon 597 Microstop

Revision 10 | All dimensions are in Inches | Information in this drawing is provided for reference only

Image 5


Subject to change without notice
© Copyright Wescon Industries Inc

## Skirt Option

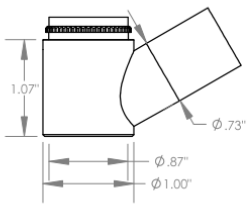


**VS**
Vaccuum Straight
Cutter Ø3/4"(Ø19mm)

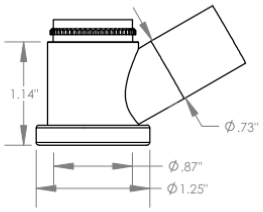


**VE**
Vaccuum External Thread*
Cutter Ø3/4"(Ø19mm)

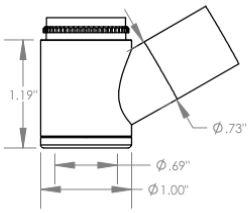


**VI**
Vaccuum Internal Thread*
Cutter Ø5/8"(Ø15mm)

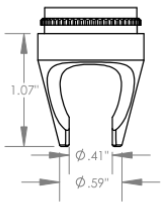


**C**
Close Quarters
Cutter Ø3/8"(Ø10mm)

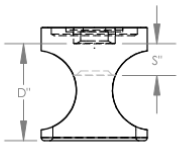


Skirt Inner Dimensions
For all Skirt Styles

| Distance From Shaft Face to Skirt Face | | Stroke Length |
|---|---|---|
| D (Minimum) | D (Maximum) | S |
| 0.750 (19.05mm) | 1.02 (25.90mm) | 0.30 (7.62mm) |

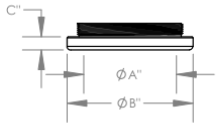


| Foot Style For | ØA (ID) | ØB (OD) | C | Nylon P/N | Steel P/N | Phenolic P/N |
|---|---|---|---|---|---|---|
| Internal Threaded Skirt | 0.69 | 1.00 | 0.13 | 59620-N | 59620-S | 59620-P |
| Bell Internal Threaded Skirt | 0.88 | 1.19 | 0.13 | 59640-N | 59640-S | 59640-P |

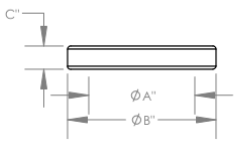


| Foot Style For | ØA (ID) | ØB (OD) | C | Nylon P/N | Steel P/N | Phenolic P/N |
|---|---|---|---|---|---|---|
| External Threaded Skirt | 0.87 | 1.25 | 0.22 | 59631-N | 59631-S | 59631-P |
| Bell External Threaded Skirt | 1.00 | 1.40 | 0.22 | 59641-N | 59641-S | 59641-P |
| Bell Wide External Threaded Skirt | 1.09 | 1.50 | 0.22 | 59651-N | 59651-S | 59651-P |

*Select foot style from table

WESCON

Part Number **WES597**

Wescon 597 Microstop

Do not modify, copy, distribute, or reproduce this drawing without prior written authorization.

© 2025 Wescon Industries Inc.
601 Century Plaza Dr. Houston, TX 77073, US
www.wesconusa.com

Revision 10 | All dimensions are in Inches | Information in this drawing is provided for reference only

Image 6



Subject to change without notice
© Copyright Wescon Industries Inc