

DATASHEET

PART NUMBER

WES598-8-SIN

Wescon 598 Microstop - M8x1 - 15 mm Cutter Capacity - Slotted Skirt Internal Nylon Foot

10 DEGREE PIVOTING SHAFT (SWIVEL SHAFT) / HIGH SPEED HEAVY DUTY

WEBSITE

<https://www.wesconusa.com/products/WES598-8-SIN>



* The image represents the general look of the series. Actual product may vary based on options selected.

SPECIFICATIONS

Measurement Type	Metric
Bearing Rating	10,000 rpm
Bearing Type	Dual Ball Bearings
Heavy Duty Thrust Bearing	Yes
Incremental Adjustment	0.013 mm
Shaft Travel	7.60 mm
Dust Seal	Integrated Dust Seal
Cutter Thread	M8x1
Shaft	Round - Pivoting / Swivel Shaft
Shaft Diameter	6.35 mm
Cutter Capacity	15 mm
Skirt	Slotted Internal Thread
Skirt Description	25.4 mm OD 15 mm Cutter Capacity
Foot	Nylon
Solid Stop	Yes
Material	Steel
Country of Origin	USA

ADDITIONAL IMAGES AND DRAWINGS

WES598 Series Microstop



Part Number
WES598-X-XX-XX



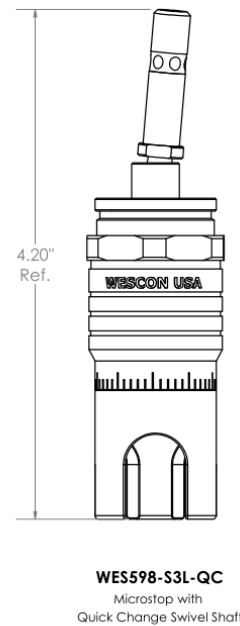
Incremental Adjustment: 0.0005 in
Shaft Travel: 0.300 in
Material: Carbon Steel Body with
Hardened Tool Steel Shaft

Bearing Rating: 10,000 rpm
Bearing Type: Dual Ball-Bearings
Dust Seal: Integrated Dust Seal
Heavy Duty Thrust Bearing: Yes
Solid Stop: Yes

Code	Cutter Thread
(Blank)	1/4-28
6	M6x1
8	M8x1

Code	Foot Style
N	Nylon
S	Steel
P	Phenolic

Code	Shaft Option
(Blank)	Round Swivel Shaft
QC	Quick Change Swivel Shaft
TF	Tri Flat Swivel Shaft



*For Skirt options see next page and website.



Part Number

WES598

Do not modify, copy, distribute, or reproduce this drawing without prior written authorization.

© 2025 Wescon Industries Inc.
601 Century Plaza Dr. Houston, TX 77073, US
www.wesconusa.com

Wescon 598 Microstop

Revision 09

All dimensions are in Inches

Information in this drawing is provided for reference only

Image 1

Skirt Option



S
Straight
Cutter $\phi 3/4\text{\"} (\phi 19\text{mm})$



I
Internal Thread*
Cutter $\phi 5/8\text{\"} (\phi 15\text{mm})$



E
External Thread*
Cutter $\phi 3/4\text{\"} (\phi 19\text{mm})$



SCA
Straight Cutaway
Cutter $\phi 3/4\text{\"} (\phi 19\text{mm})$



SL
Slotted
Cutter $\phi 3/4\text{\"} (\phi 19\text{mm})$



SI
Slotted Internal Thread*
Cutter $\phi 5/8\text{\"} (\phi 15\text{mm})$



SE
Slotted External Thread*
Cutter $\phi 3/4\text{\"} (\phi 19\text{mm})$



SSCA
Slotted Straight Cutaway
Cutter $\phi 3/4\text{\"} (\phi 19\text{mm})$



B
Bell
Cutter $\phi 7/8\text{\"} (\phi 22\text{mm})$



BI
Bell Internal Thread*
Cutter $\phi 3/4\text{\"} (\phi 19\text{mm})$



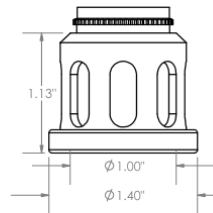
BE
Bell External Thread*
Cutter $\phi 7/8\text{\"} (\phi 22\text{mm})$



FCA
Flanged Cutaway
Cutter $\phi 3/4\text{\"} (\phi 19\text{mm})$



SBI
Slotted Bell Internal Thread*
Cutter $\phi 3/4\text{\"} (\phi 19\text{mm})$



SBE
Slotted Bell External Thread*
Cutter $\phi 7/8\text{\"} (\phi 22\text{mm})$



BWE
Bell Wide External Thread*
Cutter $\phi 1\text{\"} (\phi 25\text{mm})$



S-875
Straight 0.875 in OD
Cutter $\phi 5/8\text{\"} (\phi 15\text{mm})$

*Select foot style from table
Continued In Next Page.

Do not modify, copy,
distribute, or reproduce
this drawing without prior
written authorization.



Part Number

WES598

© 2025 Wescon Industries Inc.
601 Century Plaza Dr. Houston, TX 77073, US
www.wesconusa.com

Wescon 598 Microstop

Revision 09

All dimensions are in Inches

Information in this drawing is provided for reference only

Image 2

Skirt Option (Continuation)



F
Flanged
Cutter $\Phi 3/4"$ ($\Phi 19\text{mm}$)



FH
Flanged High
Cutter $\Phi 3/4"$ ($\Phi 19\text{mm}$)



SF
Spherical Flanged
Cutter $\Phi 3/4"$ ($\Phi 19\text{mm}$)



F-1125
Flanged 1.125 in OD
Cutter $\Phi 3/4"$ ($\Phi 19\text{mm}$)



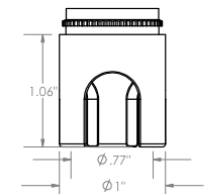
C
Close Quarters
Cutter $\Phi 3/8"$ ($\Phi 10\text{mm}$)



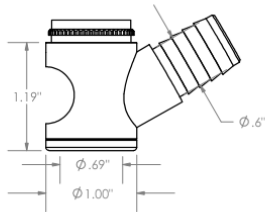
F2L
Flanged 2-Leg
Cutter $\Phi 3/4"$ ($\Phi 19\text{mm}$)



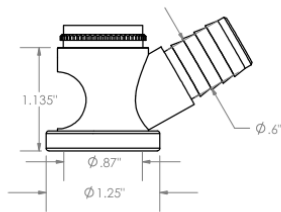
S2L
2-Leg
Cutter $\Phi 3/4"$ ($\Phi 19\text{mm}$)



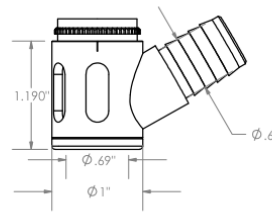
S3L
3-Leg
Cutter $\Phi 3/4"$ ($\Phi 19\text{mm}$)



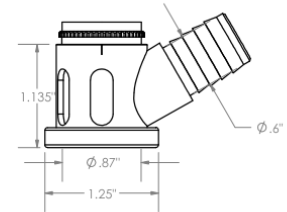
WVI
Vacuum Internal Thread*
Cutter $\Phi 5/8"$ ($\Phi 15\text{mm}$)



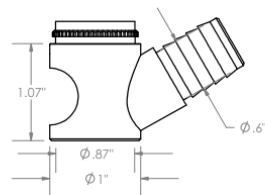
WVE
Vacuum External Thread*
Cutter $\Phi 3/4"$ ($\Phi 19\text{mm}$)



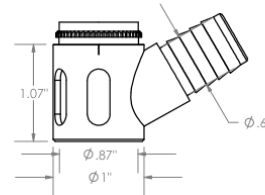
SVI
Slotted Vacuum Internal Thread*
Cutter $\Phi 5/8"$ ($\Phi 15\text{mm}$)



SVE
Slotted Vacuum External Thread*
Cutter $\Phi 3/4"$ ($\Phi 19\text{mm}$)



WVS
Vacuum Straight
Cutter $\Phi 3/4"$ ($\Phi 19\text{mm}$)



SVS
Slotted Vacuum Straight
Cutter $\Phi 3/4"$ ($\Phi 19\text{mm}$)

*Select foot style from table

Revision 09

Do not modify, copy, distribute, or reproduce this drawing without prior written authorization.

All dimensions are in Inches



© 2025 Wescon Industries Inc.
601 Century Plaza Dr. Houston, TX 77073, US
www.wesconusa.com

Information in this drawing is provided for reference only

Part Number

WES598

Wescon 598 Microstop

Image 3

Skirt Option



VS
Vacuum Straight
Cutter $\Phi 3/4"$ ($\Phi 19\text{mm}$)



VE
Vacuum External Thread*
Cutter $\Phi 3/4"$ ($\Phi 19\text{mm}$)



VI
Vacuum Internal Thread*
Cutter $\Phi 5/8"$ ($\Phi 15\text{mm}$)



Foot Style For External Thread

Part Number	Material
59631-N	Nylon
59631-S	Steel
59631-P	Phenolic



Foot Style For Internal Thread

Part Number	Material
59620-N	Nylon
59620-S	Steel
59620-P	Phenolic



Foot Style For Bell External Thread

Part Number	Material
59641-N	Nylon
59641-S	Steel
59641-P	Phenolic



Foot Style For Bell Internal Thread

Part Number	Material
59640-N	Nylon
59640-S	Steel
59640-P	Phenolic



Foot Style For Bell Wide External Thread

Part Number	Material
59651-N	Nylon
59651-S	Steel
59651-P	Phenolic

*Select foot style from table

Revision 09

Do not modify, copy, distribute, or reproduce this drawing without prior written authorization.

All dimensions are in Inches



© 2025 Wescon Industries Inc.
601 Century Plaza Dr. Houston, TX 77073, US
www.wesconusa.com

Information in this drawing is provided for reference only

Part Number

WES598

Wescon 598 Microstop

Image 4