

## DATASHEET

PART NUMBER

### WES598-RDS-590-QC

**Wescon 598 Microstop - 1/4-28 - 3/8" Cutter  
Capacity - Reduced Diameter Skirt 0.590 in OD**

10 DEGREE PIVOTING SHAFT (SWIVEL SHAFT) / HIGH  
SPEED HEAVY DUTY

WEBSITE

<https://www.wesconusa.com/products/WES598-RDS-590-QC>



\* The image represents the general look of the series. Actual product may vary based on options selected.

## SPECIFICATIONS

Measurement Type	Imperial
Bearing Rating	10,000 rpm
Bearing Type	Dual Ball Bearings
Heavy Duty Thrust Bearing	Yes
Incremental Adjustment	0.0005 in
Shaft Travel	0.300 in
Dust Seal	Integrated Dust Seal
Cutter Thread	1/4-28
Shaft	Quick Change - Pivoting / Swivel Shaft
Shaft Diameter	1/4 in
Cutter Capacity	3/8 in
Skirt	Reduced Diameter Skirt 0.590 in OD
Skirt Description	0.590 in OD 3/8 in Cutter Capacity
Solid Stop	Yes
Material	Steel
Country of Origin	USA

ADDITIONAL IMAGES AND DRAWINGS



Image 0

## WES598 Series Microstop



Code	Cutter Thread
(Blank)	1/4-28
6	M6x1
8	M8x1

Code	Foot Style
N	Nylon
S	Steel
P	Phenolic

Code	Shaft Option
(Blank)	Round Swivel Shaft
QC	Quick Change Swivel Shaft
TF	Tri Flat Swivel Shaft

Incremental Adjustment: 0.0005 in  
 Shaft Travel: 0.300 in  
 Material: Carbon Steel Body with Hardened Tool Steel Shaft

Bearing Rating: 10,000 rpm  
 Bearing Type: Dual Ball-Bearings  
 Dust Seal: Integrated Dust Seal  
 Heavy Duty Thrust Bearing: Yes  
 Solid Stop: Yes



\*For Skirt options see next page and website.



Part Number **WES598**

Do not modify, copy, distribute, or reproduce this drawing without prior written authorization.

© 2025 Wescon Industries Inc.  
 601 Century Plaza Dr. Houston, TX 77073, US  
 www.wesconusa.com

Wescon 598 Microstop

Revision 09 All dimensions are in Inches Information in this drawing is provided for reference only

Image 1

### Skirt Option



**S**  
Straight  
Cutter  $\phi 3/4"$  ( $\phi 19\text{mm}$ )



**I**  
Internal Thread\*  
Cutter  $\phi 5/8"$  ( $\phi 15\text{mm}$ )



**E**  
External Thread\*  
Cutter  $\phi 3/4"$  ( $\phi 19\text{mm}$ )



**SCA**  
Straight Cutaway  
Cutter  $\phi 3/4"$  ( $\phi 19\text{mm}$ )



**SL**  
Slotted  
Cutter  $\phi 3/4"$  ( $\phi 19\text{mm}$ )



**SI**  
Slotted Internal Thread\*  
Cutter  $\phi 5/8"$  ( $\phi 15\text{mm}$ )



**SE**  
Slotted External Thread\*  
Cutter  $\phi 3/4"$  ( $\phi 19\text{mm}$ )



**SSCA**  
Slotted Straight Cutaway  
Cutter  $\phi 3/4"$  ( $\phi 19\text{mm}$ )



**B**  
Bell  
Cutter  $\phi 7/8"$  ( $\phi 22\text{mm}$ )



**BI**  
Bell Internal Thread\*  
Cutter  $\phi 3/4"$  ( $\phi 19\text{mm}$ )



**BE**  
Bell External Thread\*  
Cutter  $\phi 7/8"$  ( $\phi 22\text{mm}$ )



**FCA**  
Flanged Cutaway  
Cutter  $\phi 3/4"$  ( $\phi 19\text{mm}$ )



**SBI**  
Slotted Bell Internal Thread\*  
Cutter  $\phi 3/4"$  ( $\phi 19\text{mm}$ )



**SBE**  
Slotted Bell External Thread\*  
Cutter  $\phi 7/8"$  ( $\phi 22\text{mm}$ )



**BWE**  
Bell Wide External Thread\*  
Cutter  $\phi 1"$  ( $\phi 25\text{mm}$ )



**S-875**  
Straight 0.875 in OD  
Cutter  $\phi 5/8"$  ( $\phi 15\text{mm}$ )



Part Number

**WES598**

\*Select foot style from table  
Continued In Next Page.

Do not modify, copy, distribute, or reproduce this drawing without prior written authorization.

© 2025 Wescon Industries Inc.  
601 Century Plaza Dr. Houston, TX 77073, US  
www.wesconusa.com

Wescon 598 Microstop

Revision 09

All dimensions are in inches

Information in this drawing is provided for reference only

Image 2

**Skirt Option (Continuation)**



**F**  
Flanged  
Cutter  $\Phi 3/4"$  ( $\Phi 19$ mm)



**FH**  
Flanged High  
Cutter  $\Phi 3/4"$  ( $\Phi 19$ mm)



**SF**  
Spherical Flanged  
Cutter  $\Phi 3/4"$  ( $\Phi 19$ mm)



**F-1125**  
Flanged 1.125 in OD  
Cutter  $\Phi 3/4"$  ( $\Phi 19$ mm)



**C**  
Close Quarters  
Cutter  $\Phi 3/8"$  ( $\Phi 10$ mm)



**F2L**  
Flanged 2-Leg  
Cutter  $\Phi 3/4"$  ( $\Phi 19$ mm)



**S2L**  
2-Leg  
Cutter  $\Phi 3/4"$  ( $\Phi 19$ mm)



**S3L**  
3-Leg  
Cutter  $\Phi 3/4"$  ( $\Phi 19$ mm)



**WVI**  
Vacuum Internal Thread\*  
Cutter  $\Phi 5/8"$  ( $\Phi 15$ mm)



**WVE**  
Vacuum External Thread\*  
Cutter  $\Phi 3/4"$  ( $\Phi 19$ mm)



**SVI**  
Slotted Vacuum Internal Thread\*  
Cutter  $\Phi 5/8"$  ( $\Phi 15$ mm)



**SVE**  
Slotted Vacuum External Thread\*  
Cutter  $\Phi 3/4"$  ( $\Phi 19$ mm)



**WVS**  
Vacuum Straight  
Cutter  $\Phi 3/4"$  ( $\Phi 19$ mm)



**SVS**  
Slotted Vacuum Straight  
Cutter  $\Phi 3/4"$  ( $\Phi 19$ mm)



Part Number

**WES598**

\*Select foot style from table

Do not modify, copy, distribute, or reproduce this drawing without prior written authorization.

© 2025 Wescon Industries Inc.  
601 Century Plaza Dr. Houston, TX 77073, US  
www.wesconusa.com

Wescon 598 Microstop

Revision 09

All dimensions are in inches

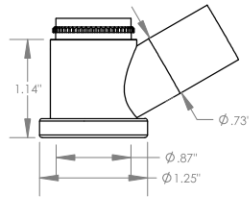
Information in this drawing is provided for reference only

Image 3

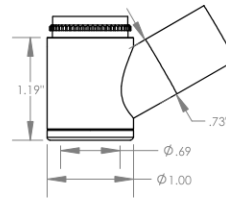
### Skirt Option



**VS**  
Vacuum Straight  
Cutter  $\phi 3/4"$  ( $\phi 19\text{mm}$ )



**VE**  
Vacuum External Thread\*  
Cutter  $\phi 3/4"$  ( $\phi 19\text{mm}$ )



**VI**  
Vacuum Internal Thread\*  
Cutter  $\phi 5/8"$  ( $\phi 15\text{mm}$ )



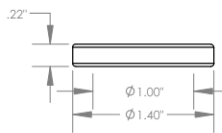
**Foot Style For External Thread**

Part Number	Material
59631-N	Nylon
59631-S	Steel
59631-P	Phenolic



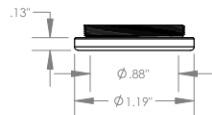
**Foot Style For Internal Thread**

Part Number	Material
59620-N	Nylon
59620-S	Steel
59620-P	Phenolic



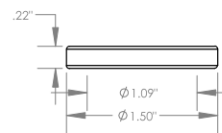
**Foot Style For Bell External Thread**

Part Number	Material
59641-N	Nylon
59641-S	Steel
59641-P	Phenolic



**Foot Style For Bell Internal Thread**

Part Number	Material
59640-N	Nylon
59640-S	Steel
59640-P	Phenolic



**Foot Style For Bell Wide External Thread**

Part Number	Material
59651-N	Nylon
59651-S	Steel
59651-P	Phenolic

\*Select foot style from table

Revision 09

Do not modify, copy, distribute, or reproduce this drawing without prior written authorization.

All dimensions are in inches



© 2025 Wescon Industries Inc.  
601 Century Plaza Dr. Houston, TX 77073, US  
www.wesconusa.com

Part Number

**WES598**

Wescon 598 Microstop

Information in this drawing is provided for reference only

Image 4