Wescon Industries Inc.
601 Century Plaza Dr, Houston, TX 77073
www.wesconusa.com

# DATASHEET

PART NUMBER

# WES696-1250-SEN-4320

## Wescon 696 Microstop - 7/16-20 - 1-1/4" Cutter Capacity - Slotted Skirt External Nylon Foot

LARGE CAPACITY UNITS FOR STEEL, ALUMINUM & COMPOSITES

WEBSITE

https://www.wesconusa.com/products/WES696-1250-SEN-4320



The Wescon 696 Series Microstop is a large capacity microstop countersink cage built for larger diameter cutters in steel, aluminum and composite structures. A 3/8 in (9.525 mm) shaft on dual ball bearings rated to 10,000 rpm with a heavy duty thrust bearing, integrated dust seal and solid stop handles cutters from 7/8 in to 2 in capacity. Depth adjusts in 0.0005 in (0.013 mm) increments over 1/2 in (12.70 mm) of shaft travel. Cutter threads are 3/8-24, 7/16-20, M8x1 or M10x1, with straight, slotted, cutaway, 2-leg, 3-leg and external thread skirts, nylon or steel feet, and round or tri-flat shafts.

## SPECIFICATIONS

| | |
|---|---|
| **Measurement Type** | Imperial |
| **Bearing Rating** | 10,000 rpm |
| **Bearing Type** | Dual Ball-Bearings |
| **Heavy Duty Thrust Bearing** | Yes |
| **Incremental Adjustment** | 0.0005 in |
| **Shaft Travel** | 1/2 in |
| **Dust Seal** | Integrated Dust Seal |
| **Cutter Thread** | 7/16-20 |
| **Shaft** | Round |
| **Shaft Diameter** | 3/8 in |
| **Cutter Capacity** | 1-1/4 in |
| **Skirt** | Slotted External Thread |
| **Foot** | Nylon |



Subject to change without notice
© Copyright Wescon Industries Inc

| | |
|---|---|
| **Solid Stop** | Yes |
| **Material** | Steel |
| **Country of Origin** | USA |

## ADDITIONAL IMAGES AND DRAWINGS




Image 1



Subject to change without notice
© Copyright Wescon Industries Inc




Image 2



Subject to change without notice
© Copyright Wescon Industries Inc

## WES696 Series Microstop



**Part Number**

WES696-XX-XX-XX-XX

- Shaft Option
- Shaft Thread
- Foot Style
- Skirt Option*(Omit For Straight)
- Cutter Capacity

Incremental Adjustment: 0.0005 in
Shaft Travel: 0.500 in
Material: Carbon Steel Body with Hardened Tool Steel Shaft

Bearing Rating: 10,000 rpm
Bearing Type: Dual Ball Bearings
Dust Seal: Integrated Dust Seal
Heavy Duty Thrust Bearing: Yes
Solid Stop: Yes

| Code | Shaft Thread |
|---|---|
| (Blank) | 3/8-24 |
| 4320 | 7/16-20 |
| 8 | M8x1 |
| 10 | M10x1 |

| Code | Cutter Capacity |
|---|---|
| 875 | 7/8"(22mm) |
| 1000 | 1"(25mm) |
| 1250 | 1-1/4"(32mm) |
| 1375 | 1-3/8"(35mm) |
| 1500 | 1-1/2"(38mm) |
| 2000 | 2"(50.8mm) |

| Code | Foot Style |
|---|---|
| N | Nylon |
| S | Steel |

| Code | Shaft Option |
|---|---|
| (Blank) | Round |
| TF | Tri Flat |

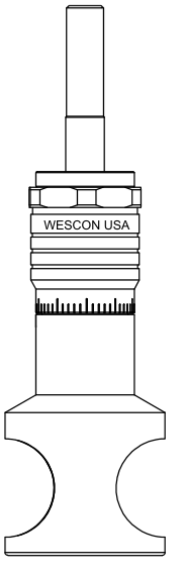


**WES696-1250**
Microstop with
Ø1/4" Standard Shaft

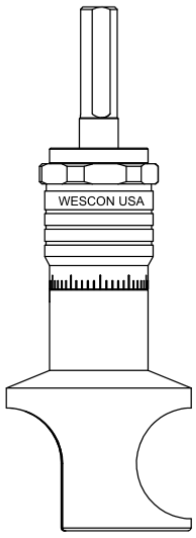


**WES696-1375-SCA-TF**
Microstop with
Tri Flat Shaft

*For skirt options see next page and website.

WESCON

Part Number **WES696**

Wescon 696 Microstop

Do not modify, copy, distribute, or reproduce this drawing without prior written authorization.

© 2025 Wescon Industries Inc.
601 Century Plaza Dr. Houston, TX 77073, US
www.wesconusa.com

Revision 08 | All dimensions are in Inches | Information in this drawing is provided for reference only

Image 3



Subject to change without notice
© Copyright Wescon Industries Inc

## Skirt Option

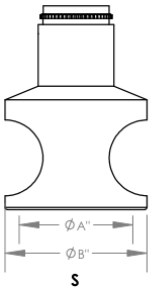


**S**
Straight

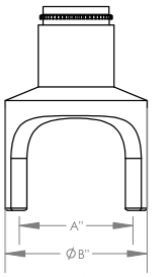


**S2L**
2-Leg

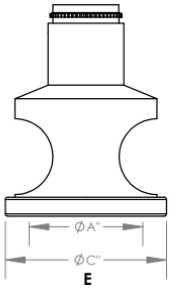


**E**
External Thread
Choose Foot Style From Table

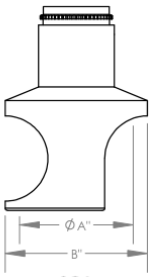


**SCA**
Straight Cutaway

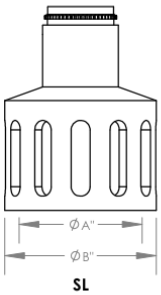


**SL**
Slotted

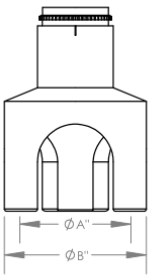


**S3L**
3-Leg

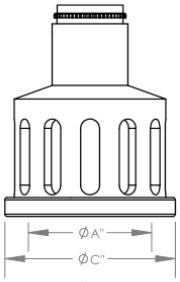


**SE**
Slotted External Thread
Choose Foot Style From Table

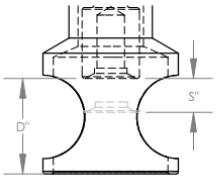


Cutter Internal dimensions
For All Skirt Styles

| | | | OD for S,SCA,SL,S2L & S3L | OD for E & SE | Distance From Shaft Face to Skirt Face | | Stroke Length |
|---|---|---|---|---|---|---|---|
| **Code** | **Cutter Capacity** | **∅A** | **∅B** | **∅C** | **D (Minimum)** | **D (Maximum)** | **S** |
| 875 | 7/8"(22 mm) | 1" (25.4 mm) | 1-3/16" (30 mm) | 1.40 (36 mm) | 1.15 (29.36 mm) | 1.42 (36.11 mm) | 0.50 (12.70 mm) |
| 1000 | 1"(25 mm) | 1-1/8" (29 mm) | 1-3/8" (35 mm) | 1.56 (40 mm) | 1.15 (29.36 mm) | 1.42 (36.11 mm) | 0.50 (12.70 mm) |
| 1250 | 1-1/4"(32 mm) | 1-3/8" (35 mm) | 1-5/8" (42 mm) | 1.81 (46 mm) | 1.28 (32.54 mm) | 1.55 (39.37 mm) | 0.50 (12.70 mm) |
| 1375 | 1-3/8"(35 mm) | 1-1/2" (38 mm) | 1-7/8" (48 mm) | 2.13 (54 mm) | 1.28 (32.54 mm) | 1.55 (39.37 mm) | 0.50 (12.70 mm) |
| 1500 | 1-1/2"(38 mm) | 1-5/8" (42 mm) | 2" (50.8 mm) | 2.25 (57 mm) | 1.28 (32.54 mm) | 1.55 (39.37 mm) | 0.50 (12.70 mm) |
| 2000* | 2"(50.8 mm) | 2-1/4" (58 mm) | 2-1/2" (64 mm) | 2.630 (67 mm) | 1.4 (35.71 mm) | 1.66 (42.16 mm) | 0.50 (12.70 mm) |

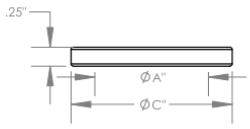


**Foot Style For External Thread**

| Code | Nylon Ftpc. | Steel Ftpc. | Phenolic Ftpc. |
|---|---|---|---|
| 875 | 59641-N | 59641-S | 59641-P |
| 1000 | 69641-N | 69641-S | 69641-P |
| 1250 | 69651-N | 69651-S | 69651-P |
| 1375 | 69671-N | 69671-S | 69671-P |
| 1500 | 69681-N | 69681-S | 69681-P |
| 2000 | 69691-N | 69691-S | 69691-P |

* ***Note***: S2L, S3L, and SCA skirt options not available for '-2000' code microstops

WESCON

Part Number **WES696**

Do not modify, copy, distribute, or reproduce this drawing without prior written authorization.

© 2025 Wescon Industries Inc.
601 Century Plaza Dr. Houston, TX 77073, US
www.wesconusa.com

Wescon 696 Microstop

Revision 08 | All dimensions are in Inches | Information in this drawing is provided for reference only

Image 4


Subject to change without notice
© Copyright Wescon Industries Inc